
Fitness to Practice Dashboard

Executive Summary

The purpose of the dashboard is to simplify the FtP metrics reporting to Council allowing Council to improve its oversight and understanding of FtP.

A Council Task and Finish Group comprising of Council members Gavin Scott and Maureen Drake as well as Marcia Saunders, the independent chair of the Tribunal Advisory Committee (TAC), has been established to support the development of the FtP Dashboard.

The appendix attached is draft work-in-progress example of the dashboard.

Previous consideration	None
Decision	For information and comment
Next steps	Further development of the dashboard with a final draft to be presented to Council for the March 2020 Council meeting.
Strategic priority	Strategic priority 1: Continuously improve our performance across all our regulatory functions
Risk	Strategic Risk 1 - Failure to deliver effective regulatory functions Strategic Risk 5 - Failure of leadership, governance or culture
Financial and resource implications	The risk appetite for public protection is minimal. 'The Council takes a minimal approach to public protection risks. Public protection is our aim and our strategy and processes are intended to provide this.'
Author	Gordon Dixon, Interim Director of Business Improvement Gordon.Dixon@hcpc-uk.org

CASE FLOW

Pre-ICP

Open cases at START of period
 Add: New concerns received
 Less: Closed at Triage
 Less: Closed at Threshold
 Less: Moved to Post-ICP
 Open cases at END of period

Post-ICP

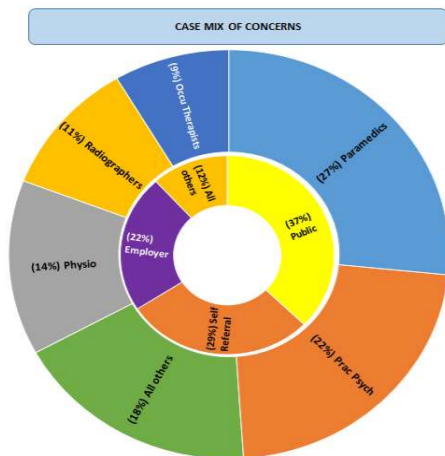
Open cases at START of period
 Add: New concerns received
 Less: Closed at ICP - NCA
 Less: Closed at ICP - CTA
 Open cases at END of period

Total

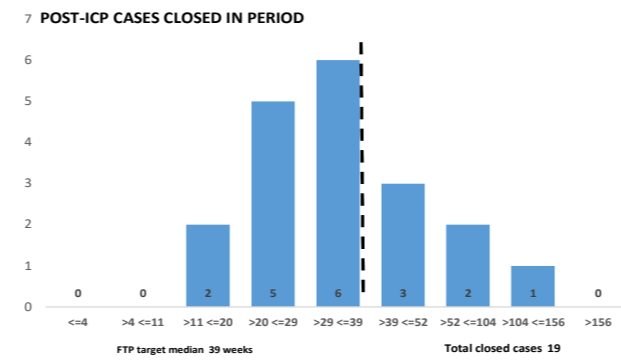
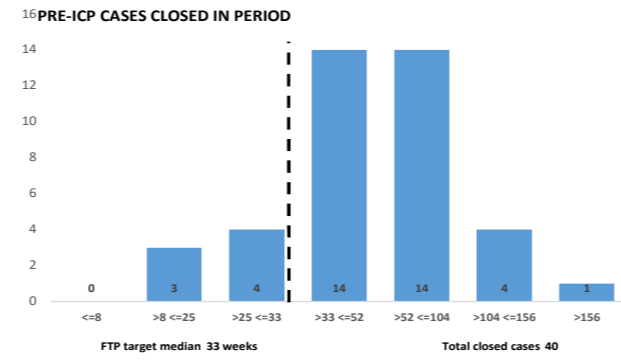
Open cases at START of period
 Add: New concerns received
 Less: Closed
 Adjustmen for R12 movements
 Open cases at END of period

	In month	Last 3 months	Last 9 months	9mo avg	In month - v- avg
Pre-ICP					
Open cases at START of period					
Add: New concerns received	-			0	0%
Less: Closed at Triage				0	0%
Less: Closed at Threshold				0	0%
Less: Moved to Post-ICP					
Open cases at END of period	-	-	-		
Post-ICP					
Open cases at START of period					
Add: New concerns received	-	-	-	0	0%
Less: Closed at ICP - NCA				0	0%
Less: Closed at ICP - CTA				0	0%
Open cases at END of period	-	-	-		
Total					
Open cases at START of period	-	-	-		
Add: New concerns received	-	-	-	0	0%
Less: Closed	-	-	-	0	0%
Adjustmen for R12 movements					
Open cases at END of period	-	-	-		

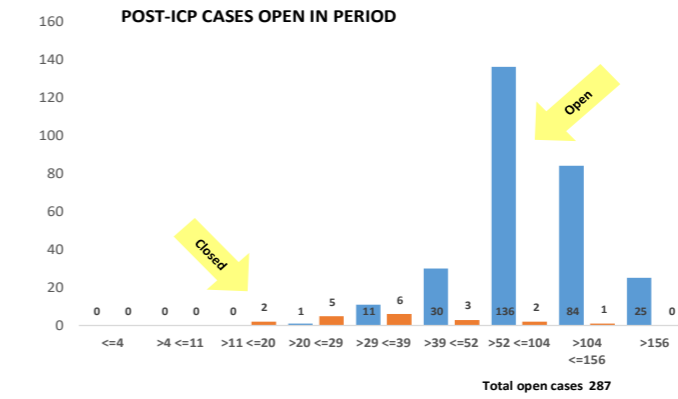
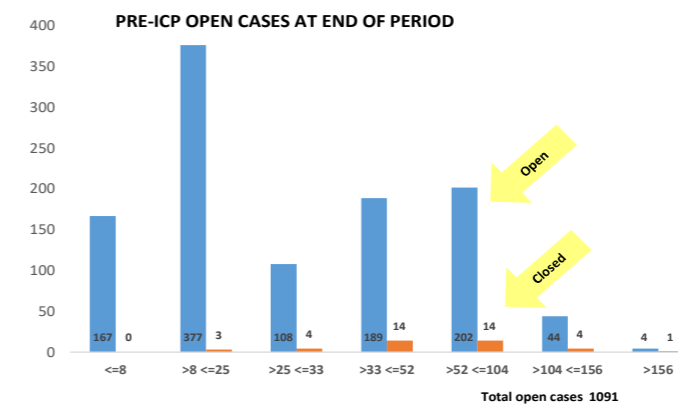
Total appeals in month 4 Rule 12 cases excluded from above



PERFORMANCE



OUTCOMES

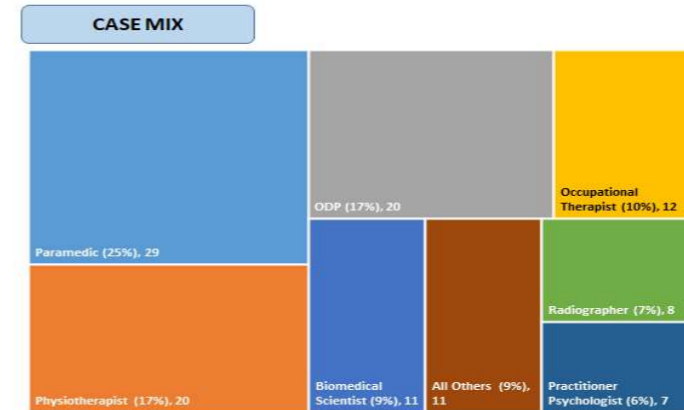


SOURCE TO FINISH

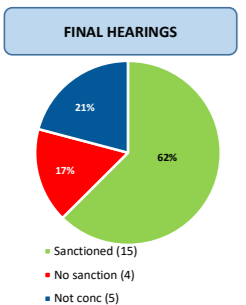
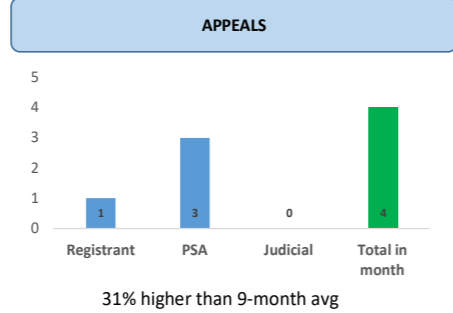
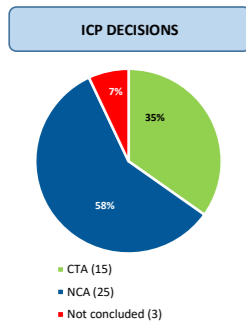
Placeholder

IO CASES

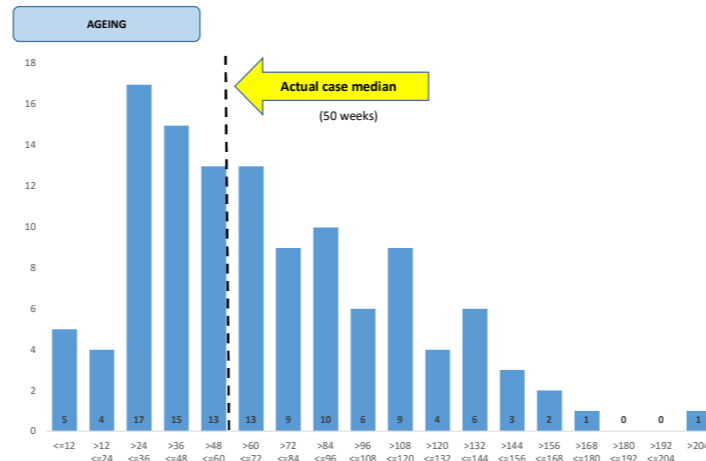
CASE LOAD PROFILE		
Pre-ICP	Number: 64	Oldest case: Oct 13
Post-ICP	Number: 54	
Total cases	Number: 118 exc. Rule 12	
Median age (wks)	Number: 50	



QUALITY



CASE RE-WORKS IN PERIOD		
Total cases heard	from ICP: 43	from FH: 24
Re-worked	3	5
Re-work rate	7%	21%



RULE 12 CASES

Placeholder