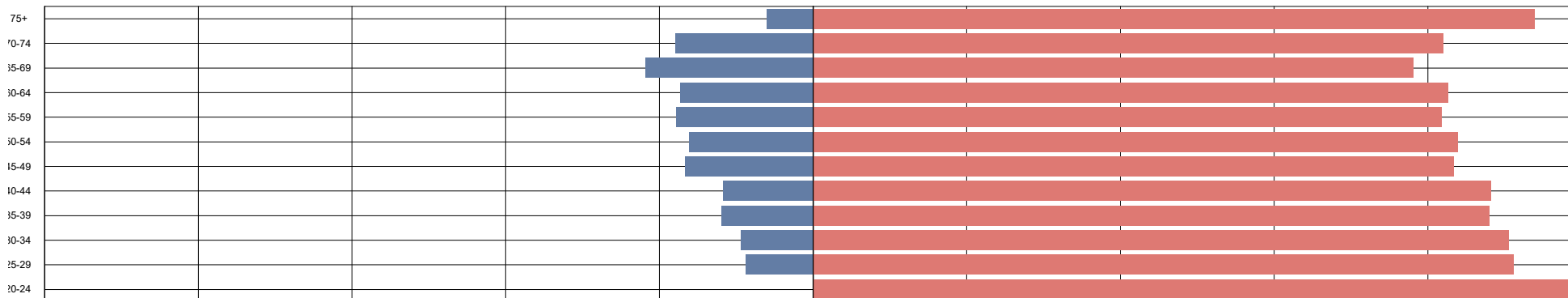


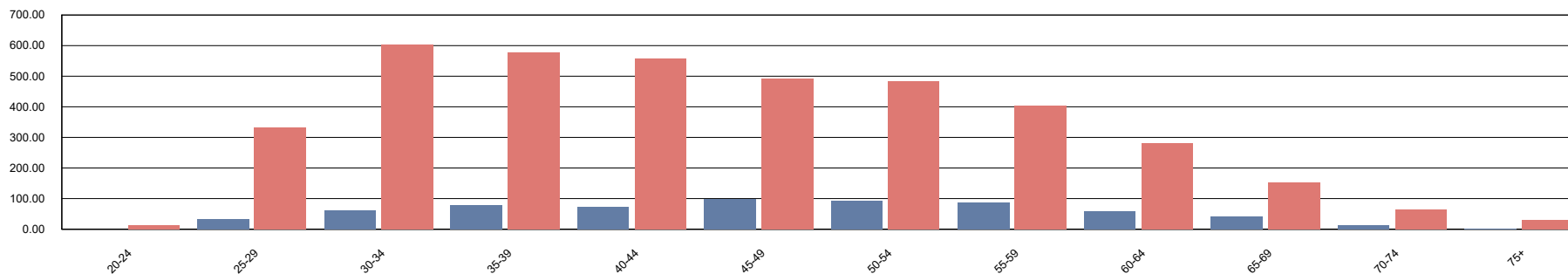
Registrant gender and age for selected profession - Register wide. Calculated Report date

Male
Female

01/10/2020



Volume



		20-24	25-29	30-34	35-39	40-44	45-49	50-54	55-59	60-64	65-69	70-74	75+	Total
AS	F	12	333	603	576	556	491	484	405	281	154	64	31	3,990
	M	0	32	63	78	74	98	93	88	59	43	14	2	644
	U	0	0	0	0	0	0	0	2	0	0	0	0	2
	Total	12	365	666	654	630	589	577	495	340	197	78	33	4,636
Total		12	365	666	654	630	589	577	495	340	197	78	33	4,636

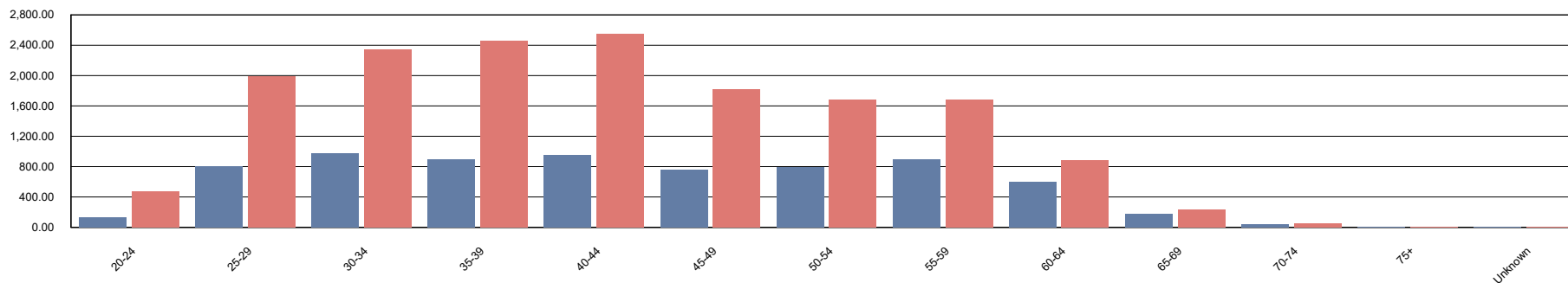
Registrant gender and age for selected profession - Register wide. Calculated Report date

Male
Female

01/10/2020



Volume

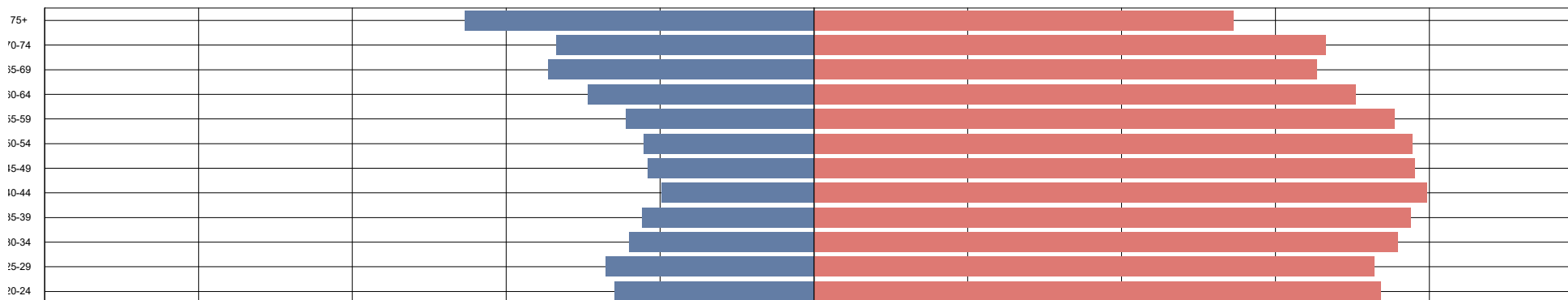


		20-24	25-29	30-34	35-39	40-44	45-49	50-54	55-59	60-64	65-69	70-74	75+	Unknown	Total
BS	F	477	1,986	2,345	2,461	2,544	1,822	1,682	1,683	881	230	51	8	6	16,176
	M	131	808	976	896	948	760	795	894	604	179	46	11	14	7,062
	U	0	0	0	1	0	3	0	0	0	0	0	0	0	4
	Total	608	2,794	3,321	3,358	3,492	2,585	2,477	2,577	1,485	409	97	19	20	23,242
Total		608	2,794	3,321	3,358	3,492	2,585	2,477	2,577	1,485	409	97	19	20	23,242

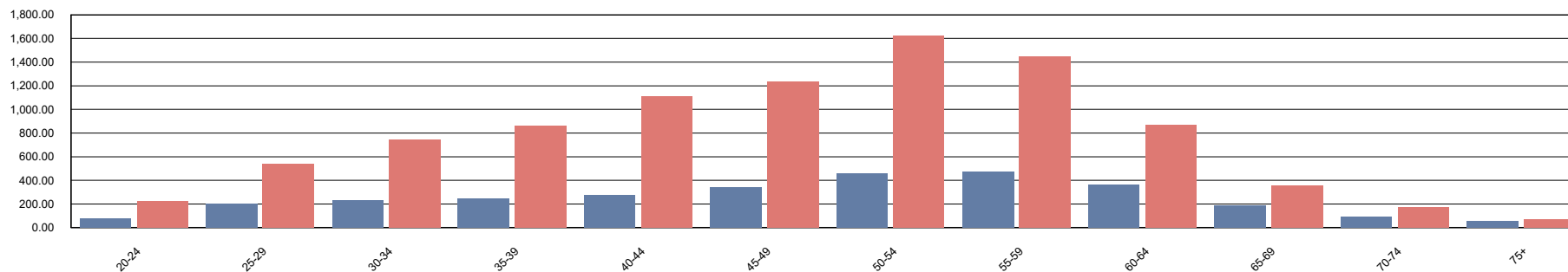
Registrant gender and age for selected profession - Register wide. Calculated Report date

Male
Female

01/10/2020



Volume

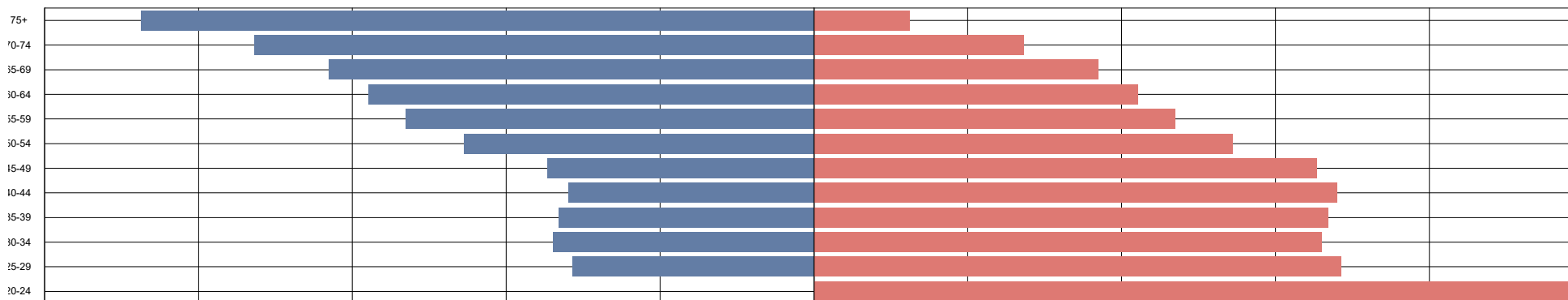


		20-24	25-29	30-34	35-39	40-44	45-49	50-54	55-59	60-64	65-69	70-74	75+	Total
CH	F	224	543	742	861	1,112	1,234	1,621	1,450	868	354	177	72	9,258
	M	79	202	235	248	277	341	462	470	363	187	89	60	3,013
	U	1	0	0	0	6	4	0	0	2	0	0	0	13
	Total	304	745	977	1,109	1,395	1,579	2,083	1,920	1,233	541	266	132	12,284
Total		304	745	977	1,109	1,395	1,579	2,083	1,920	1,233	541	266	132	12,284

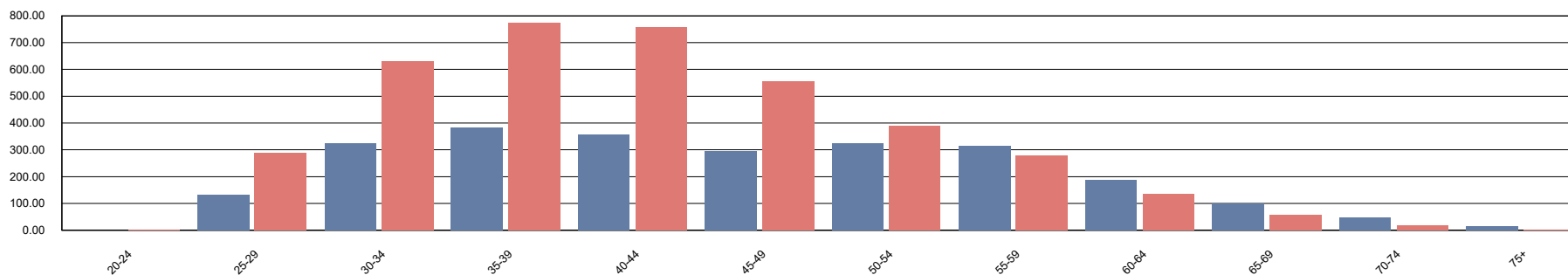
Registrant gender and age for selected profession - Register wide. Calculated Report date

Male
Female

01/10/2020



Volume

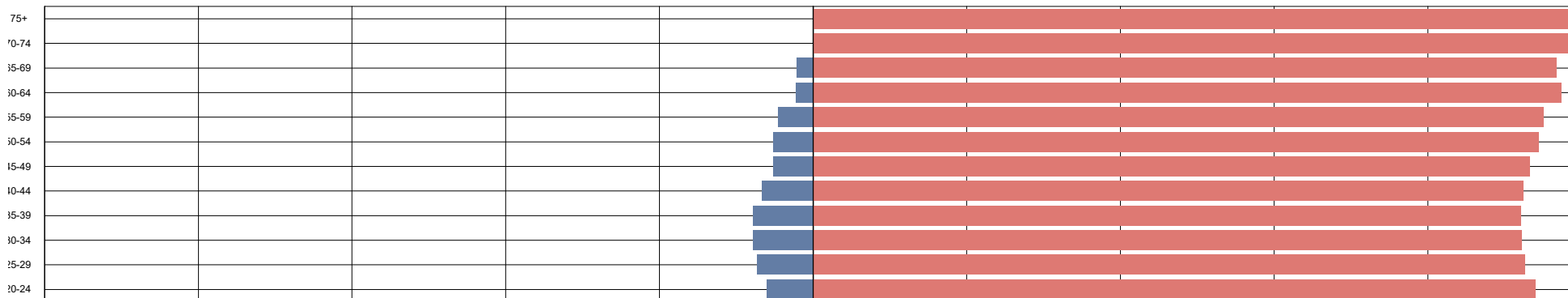


		20-24	25-29	30-34	35-39	40-44	45-49	50-54	55-59	60-64	65-69	70-74	75+	Total
CS	F	2	290	629	774	758	555	389	278	136	58	18	2	3,889
	M	0	133	323	384	356	294	325	314	187	99	48	14	2,477
	Total	2	423	952	1,158	1,114	849	714	592	323	157	66	16	6,366
Total		2	423	952	1,158	1,114	849	714	592	323	157	66	16	6,366

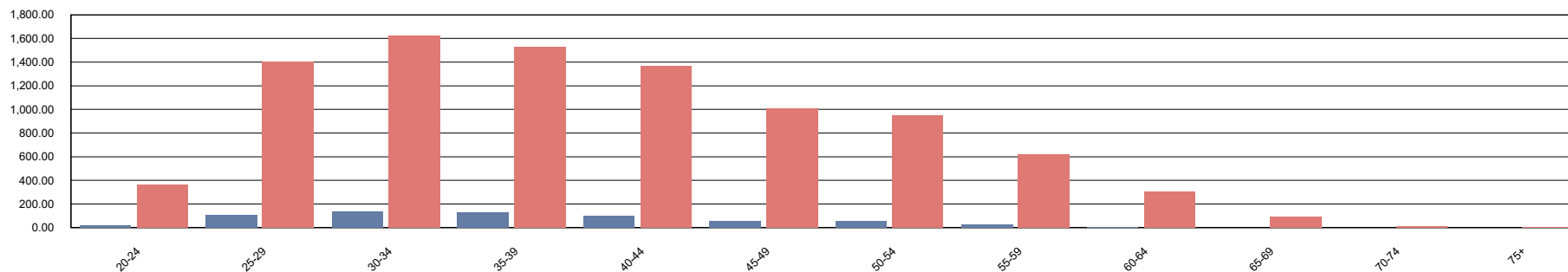
Registrant gender and age for selected profession - Register wide. Calculated Report date

Male
Female

01/10/2020



Volume

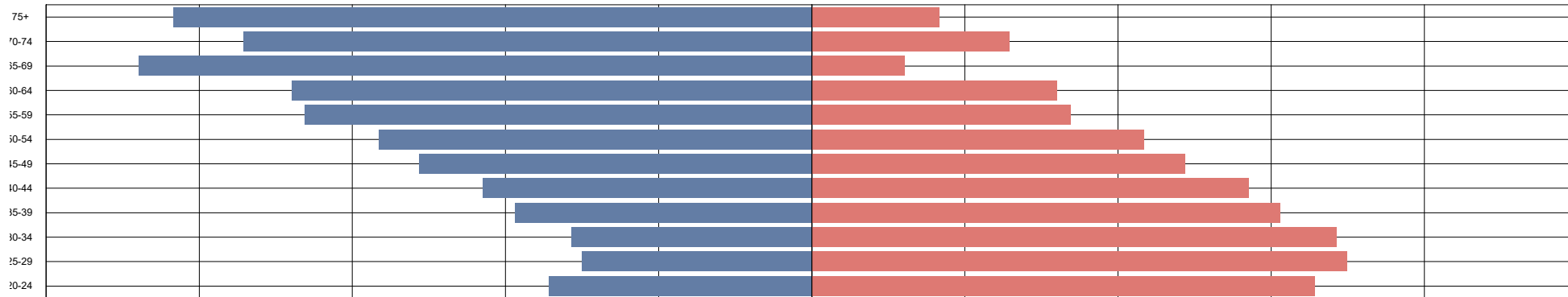


		20-24	25-29	30-34	35-39	40-44	45-49	50-54	55-59	60-64	65-69	70-74	75+	Total
DT	F	360	1,406	1,622	1,529	1,365	1,009	951	623	305	90	11	7	9,278
	M	23	111	137	130	98	56	52	30	7	2	0	0	646
	U	0	0	0	0	14	17	4	2	1	1	0	0	39
	Total	383	1,517	1,759	1,659	1,477	1,082	1,007	655	313	93	11	7	9,963
Total		383	1,517	1,759	1,659	1,477	1,082	1,007	655	313	93	11	7	9,963

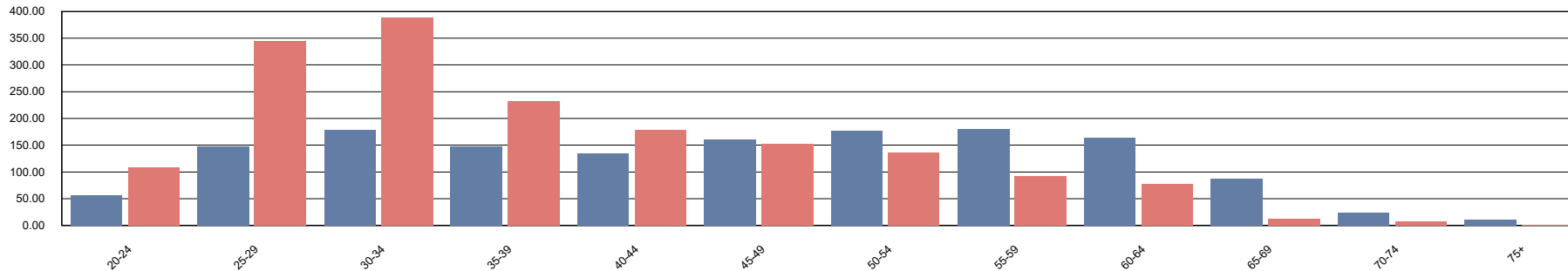
Registrant gender and age for selected profession - Register wide. Calculated Report date

Male
Female

01/10/2020



Volume

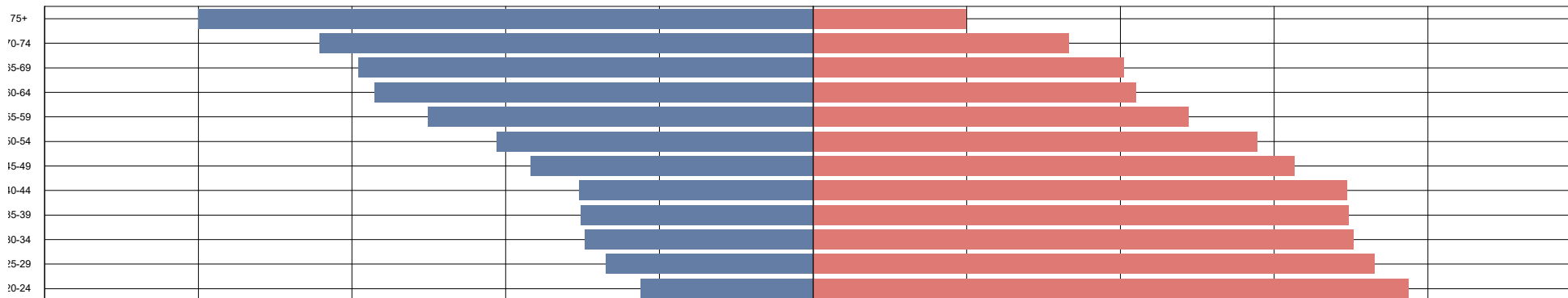


		20-24	25-29	30-34	35-39	40-44	45-49	50-54	55-59	60-64	65-69	70-74	75+	Total
HA D	F	109	345	388	232	178	152	136	92	77	12	8	2	1,731
	M	57	148	178	147	134	160	177	180	163	87	23	10	1,464
	Total	166	493	566	379	312	312	313	272	240	99	31	12	3,195
Total		166	493	566	379	312	312	313	272	240	99	31	12	3,195

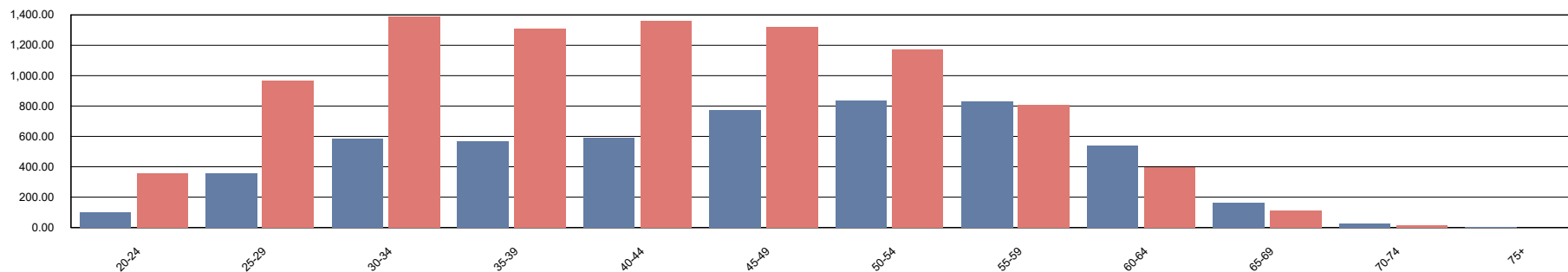
Registrant gender and age for selected profession - Register wide. Calculated Report date

Male
Female

01/10/2020



Volume

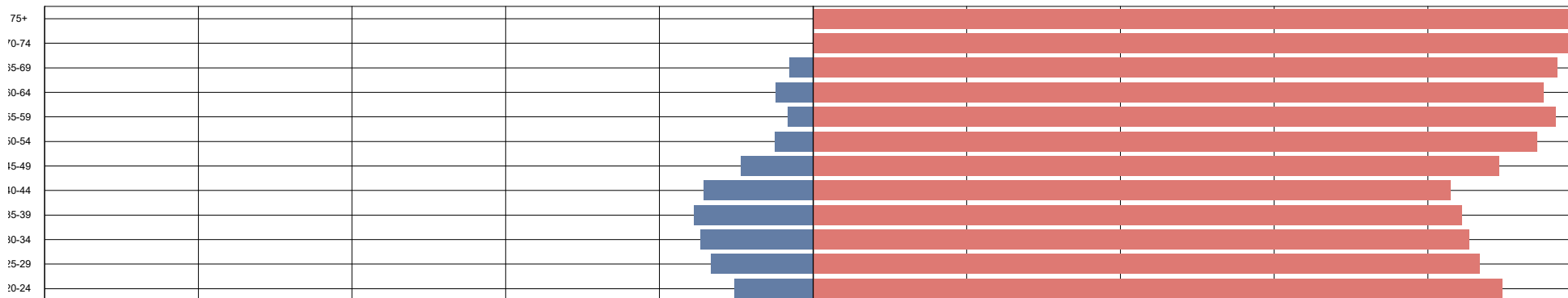


		20-24	25-29	30-34	35-39	40-44	45-49	50-54	55-59	60-64	65-69	70-74	75+	Total
OD P	F	355	965	1,388	1,310	1,357	1,317	1,175	808	399	113	14	1	9,202
	M	103	356	586	568	593	773	836	829	542	165	27	4	5,382
	U	0	0	0	0	1	11	21	17	8	1	1	0	60
	Total	458	1,321	1,974	1,878	1,951	2,101	2,032	1,654	949	279	42	5	14,644
Total		458	1,321	1,974	1,878	1,951	2,101	2,032	1,654	949	279	42	5	14,644

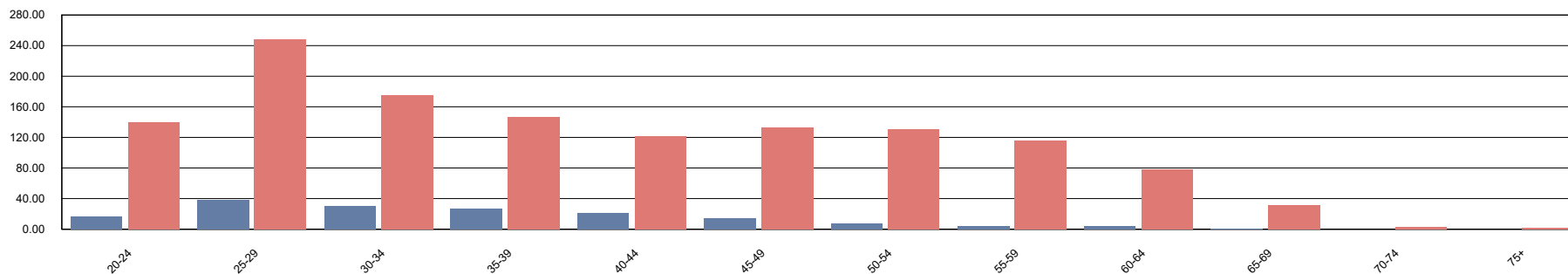
Registrant gender and age for selected profession - Register wide. Calculated Report date

Male
Female

01/10/2020



Volume

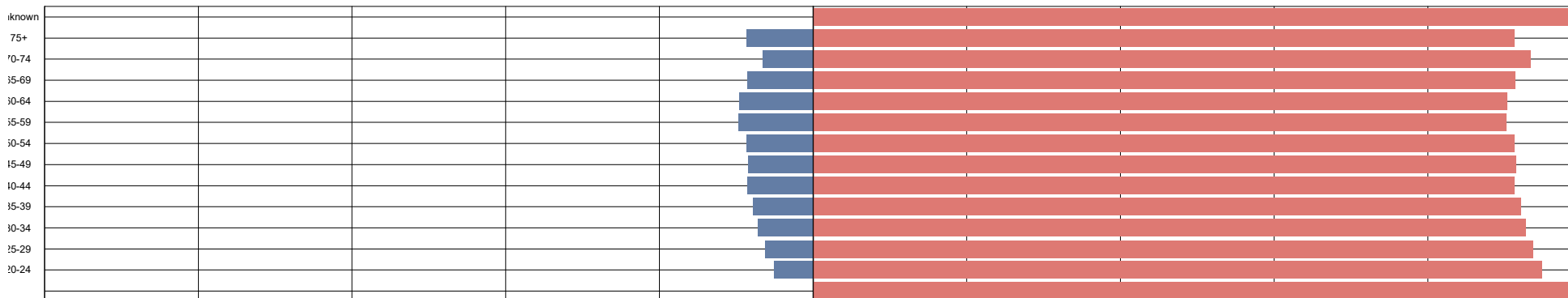


		20-24	25-29	30-34	35-39	40-44	45-49	50-54	55-59	60-64	65-69	70-74	75+	Total
OR	F	140	248	175	147	122	133	131	116	78	31	3	2	1,326
	M	16	38	30	27	21	14	7	4	4	1	0	0	162
	U	0	0	0	0	4	2	1	0	0	0	0	0	7
	Total	156	286	205	174	147	149	139	120	82	32	3	2	1,495
Total		156	286	205	174	147	149	139	120	82	32	3	2	1,495

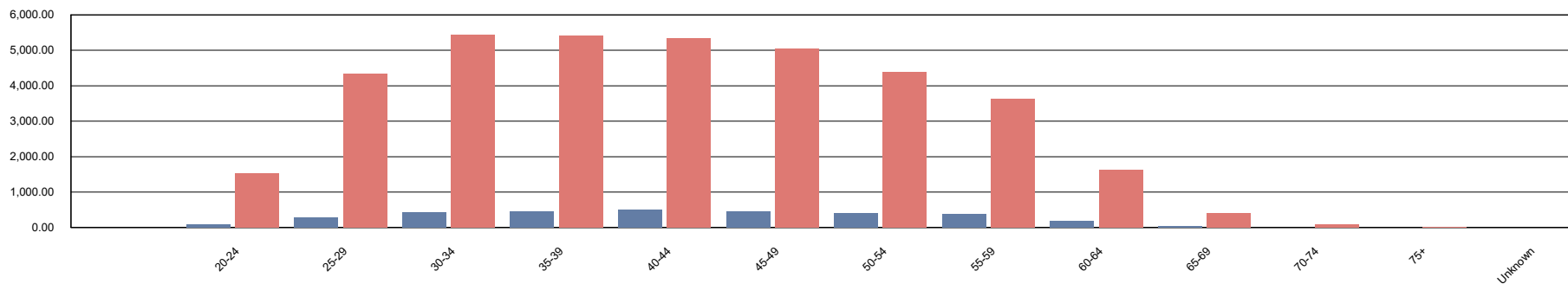
Registrant gender and age for selected profession - Register wide. Calculated Report date

Male
Female

01/10/2020



Volume

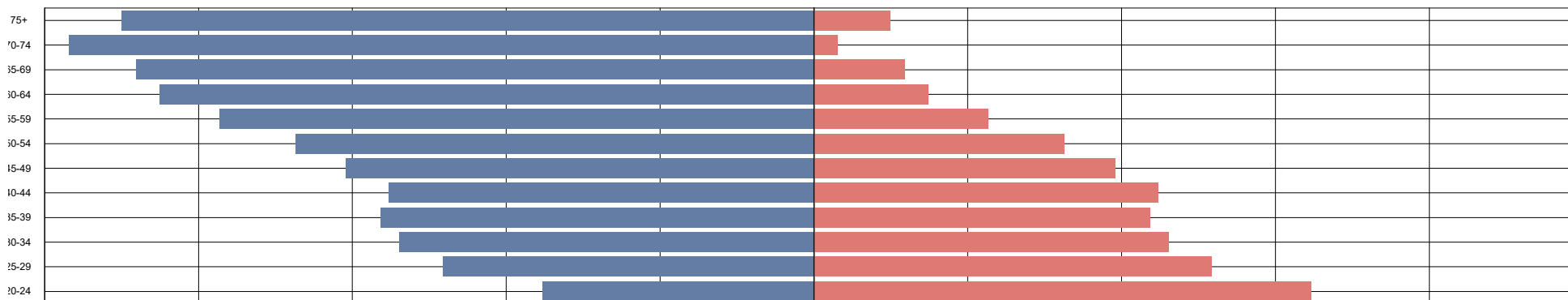


			20-24	25-29	30-34	35-39	40-44	45-49	50-54	55-59	60-64	65-69	70-74	75+	Unknown	Total
OT	F	0	1,537	4,335	5,429	5,416	5,344	5,047	4,393	3,639	1,625	404	85	21	1	37,276
	M	0	82	291	424	463	504	465	416	393	173	38	6	2	0	3,257
	U	0	0	0	0	0	5	3	2	0	1	0	0	0	0	11
	Total	0	1,619	4,626	5,853	5,879	5,853	5,515	4,811	4,032	1,799	442	91	23	1	40,544
Total		0	1,619	4,626	5,853	5,879	5,853	5,515	4,811	4,032	1,799	442	91	23	1	40,544

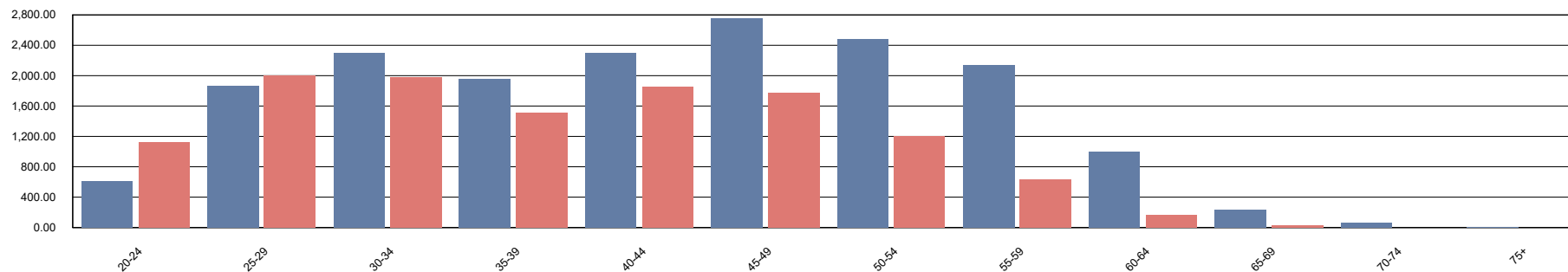
Registrant gender and age for selected profession - Register wide. Calculated Report date

Male
Female

01/10/2020



Volume

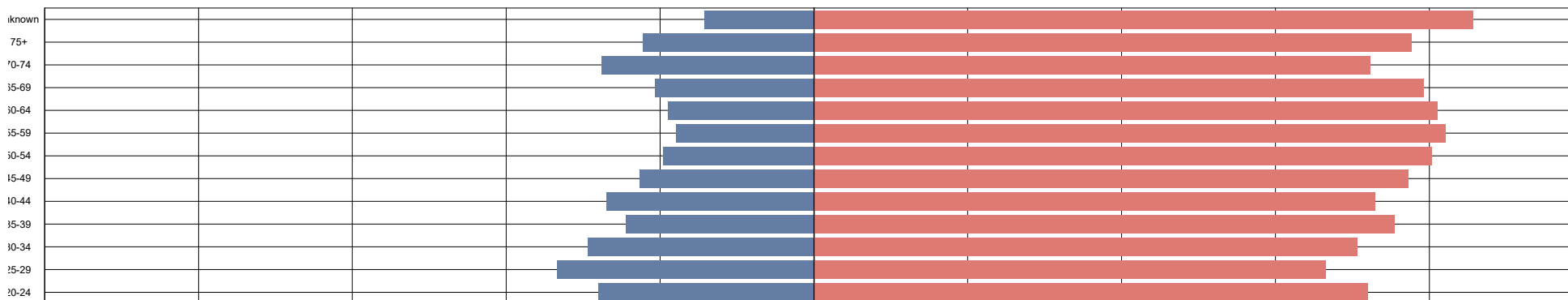


		20-24	25-29	30-34	35-39	40-44	45-49	50-54	55-59	60-64	65-69	70-74	75+	Total
PA	F	1,125	2,005	1,973	1,517	1,856	1,770	1,203	629	174	32	2	1	12,287
	M	615	1,869	2,303	1,955	2,293	2,750	2,484	2,139	996	238	63	9	17,714
	U	0	0	0	0	0	0	0	0	1	0	0	0	1
	Total	1,740	3,874	4,276	3,472	4,149	4,520	3,687	2,768	1,171	270	65	10	30,002
Total		1,740	3,874	4,276	3,472	4,149	4,520	3,687	2,768	1,171	270	65	10	30,002

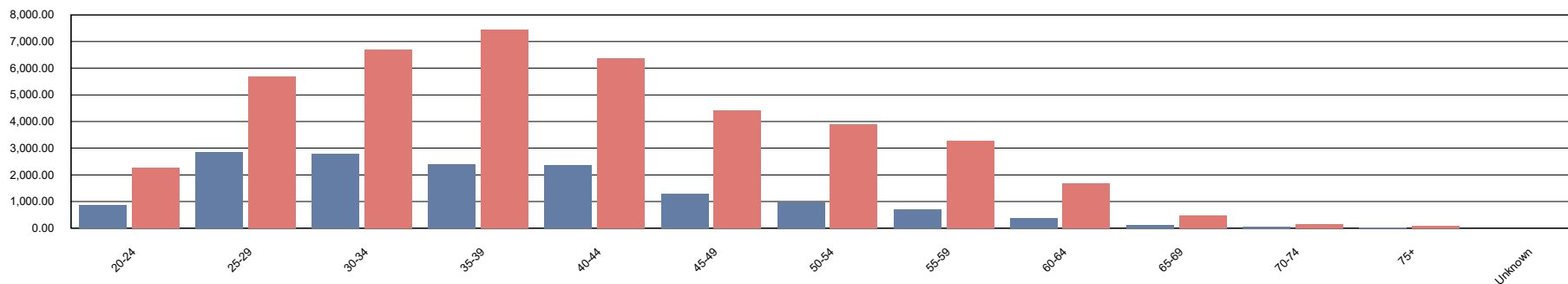
Registrant gender and age for selected profession - Register wide. Calculated Report date

Male
Female

01/10/2020



Volume

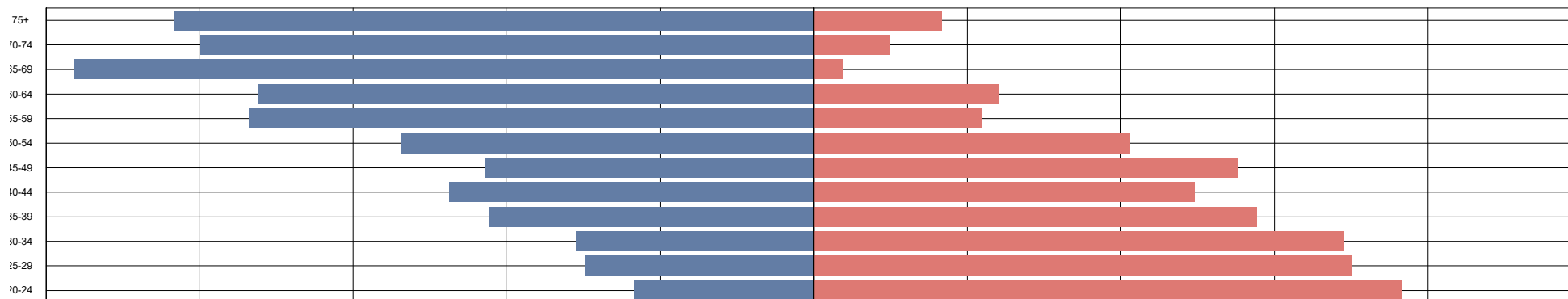


		20-24	25-29	30-34	35-39	40-44	45-49	50-54	55-59	60-64	65-69	70-74	75+	Unknown	Total
PH	F	2,253	5,704	6,709	7,437	6,361	4,413	3,900	3,268	1,676	492	157	84	6	42,460
	M	875	2,864	2,789	2,408	2,354	1,292	952	712	392	128	60	24	1	14,851
	U	0	0	0	0	0	2	0	0	0	0	0	0	0	2
	Total	3,128	8,568	9,498	9,845	8,715	5,707	4,852	3,980	2,068	620	217	108	7	57,313
Total		3,128	8,568	9,498	9,845	8,715	5,707	4,852	3,980	2,068	620	217	108	7	57,313

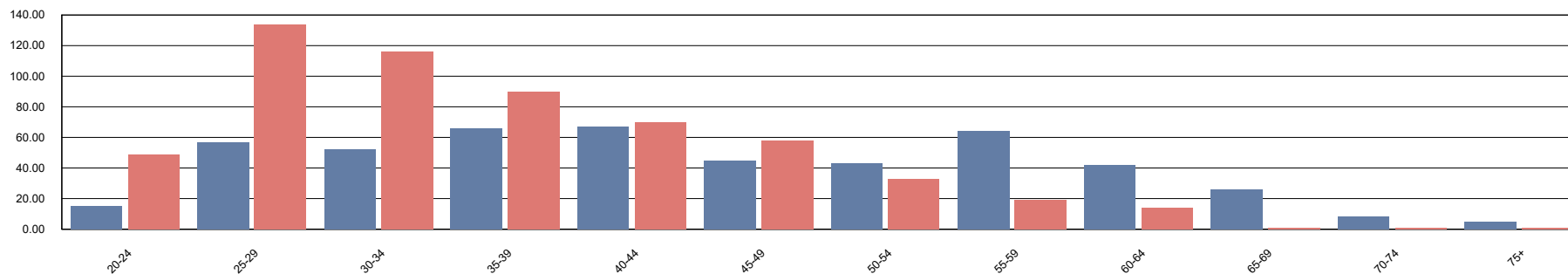
Registrant gender and age for selected profession - Register wide. Calculated Report date

Male
Female

01/10/2020



Volume



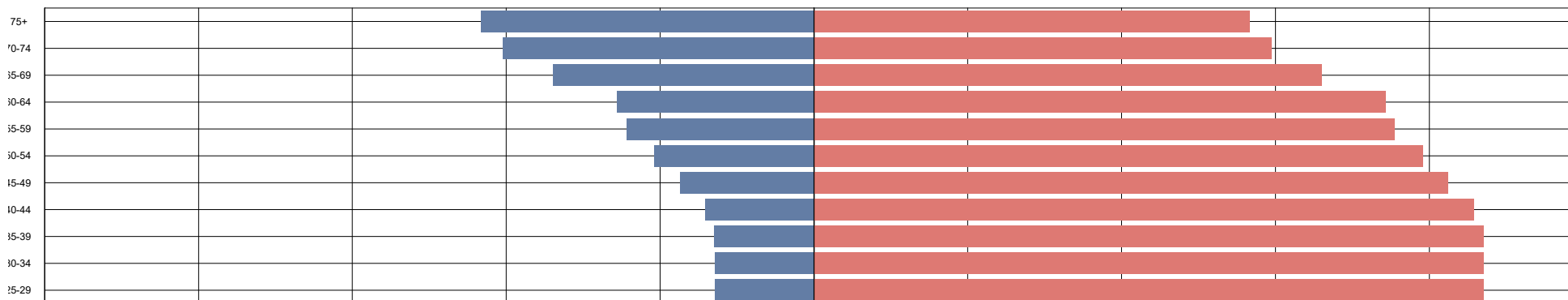
		20-24	25-29	30-34	35-39	40-44	45-49	50-54	55-59	60-64	65-69	70-74	75+	Total
PO	F	49	134	116	90	70	58	33	19	14	1	1	1	586
	M	15	57	52	66	67	45	43	64	42	26	8	5	490
	U	0	0	0	0	4	2	4	4	2	0	1	0	17
	Total	64	191	168	156	141	105	80	87	58	27	10	6	1,093
Total		64	191	168	156	141	105	80	87	58	27	10	6	1,093

Registrant gender and age for selected profession - Register wide. Calculated Report date

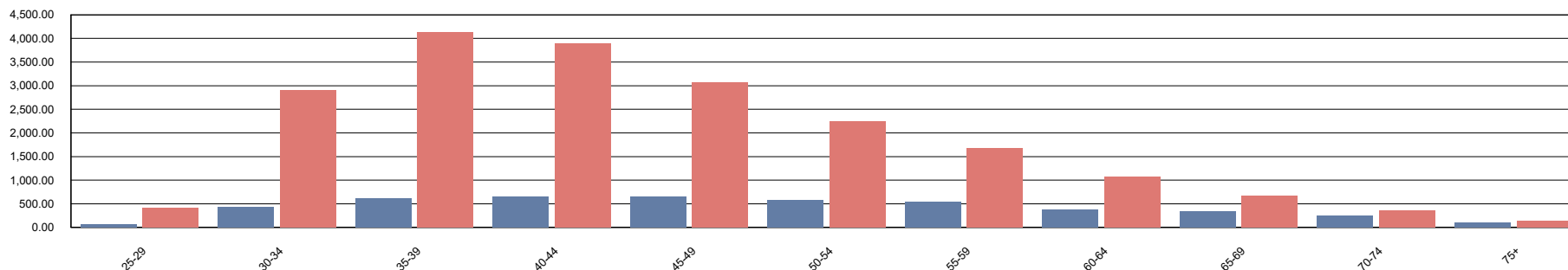
Male

Female

01/10/2020



Volume

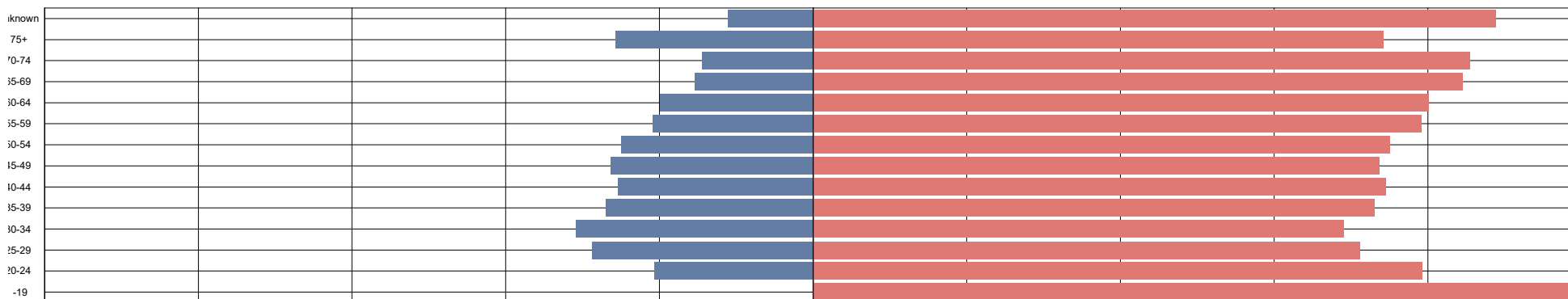


		25-29	30-34	35-39	40-44	45-49	50-54	55-59	60-64	65-69	70-74	75+	Total
PY L	F	419	2,905	4,135	3,905	3,070	2,240	1,682	1,067	679	356	135	20,593
	M	62	430	616	642	648	589	543	368	349	242	103	4,592
	U	0	0	0	2	3	0	1	0	0	0	0	6
	Total	481	3,335	4,751	4,549	3,721	2,829	2,226	1,435	1,028	598	238	25,191
Total		481	3,335	4,751	4,549	3,721	2,829	2,226	1,435	1,028	598	238	25,191

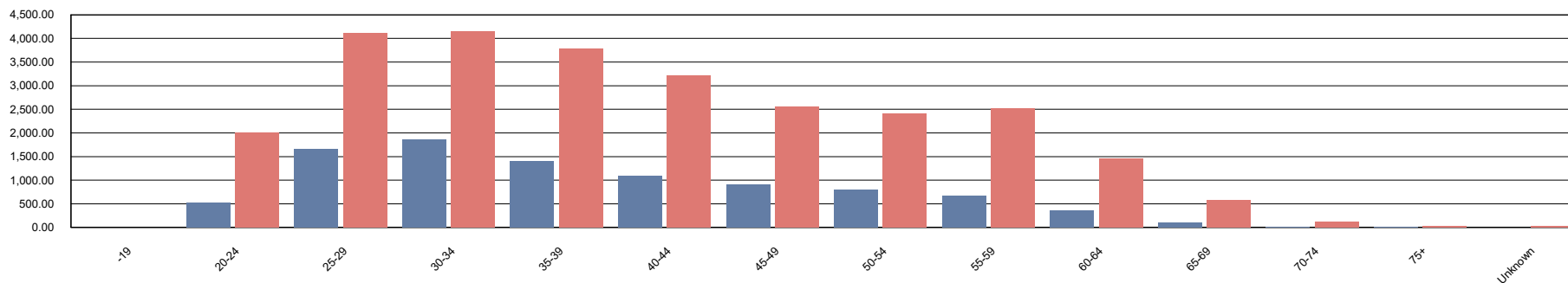
Registrant gender and age for selected profession - Register wide. Calculated Report date

Male
Female

01/10/2020



Volume

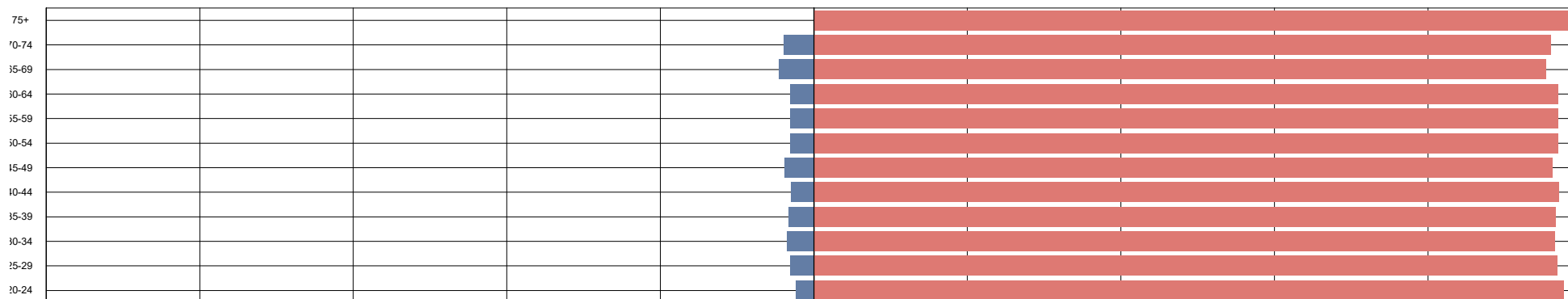


		-19	20-24	25-29	30-34	35-39	40-44	45-49	50-54	55-59	60-64	65-69	70-74	75+	Unknown	Total
RA	F	1	2,006	4,116	4,161	3,784	3,212	2,564	2,414	2,527	1,465	575	112	26	24	26,987
	M	0	523	1,662	1,856	1,396	1,096	916	803	665	364	105	19	9	3	9,417
	U	0	0	0	1	0	2	1	0	0	0	0	0	0	0	4
	Total	1	2,529	5,778	6,018	5,180	4,310	3,481	3,217	3,192	1,829	680	131	35	27	36,408
Total		1	2,529	5,778	6,018	5,180	4,310	3,481	3,217	3,192	1,829	680	131	35	27	36,408

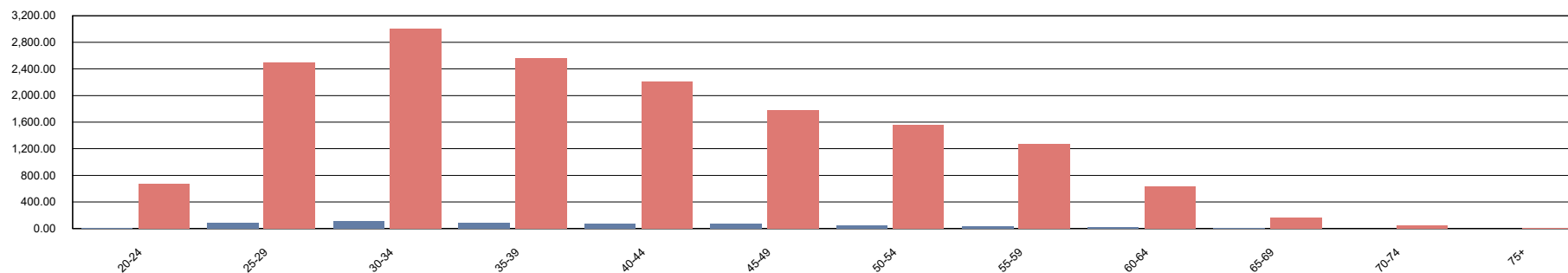
Registrant gender and age for selected profession - Register wide. Calculated Report date

Male
Female

01/10/2020



Volume



		20-24	25-29	30-34	35-39	40-44	45-49	50-54	55-59	60-64	65-69	70-74	75+	Total
SL	F	680	2,499	2,998	2,557	2,208	1,774	1,564	1,272	637	167	48	13	16,417
	M	16	81	108	88	67	70	49	40	20	8	2	0	549
	Total	696	2,580	3,106	2,645	2,275	1,844	1,613	1,312	657	175	50	13	16,966
Total		696	2,580	3,106	2,645	2,275	1,844	1,613	1,312	657	175	50	13	16,966