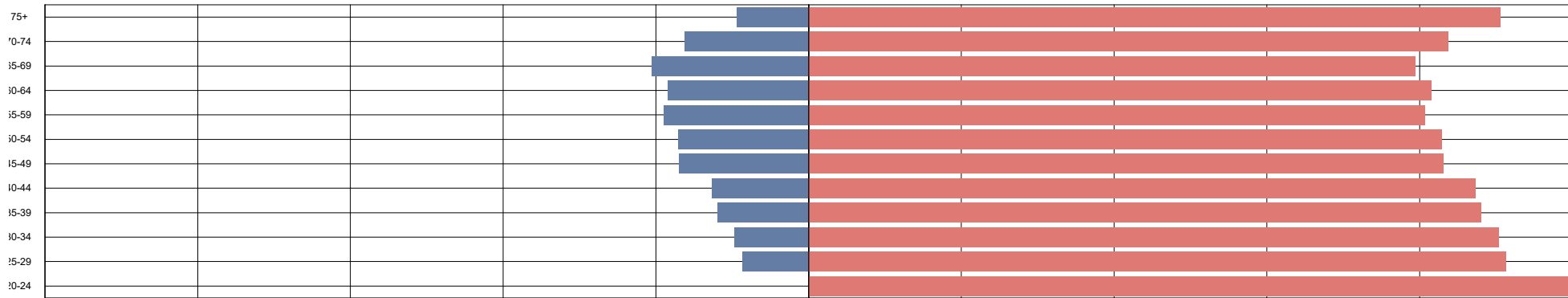


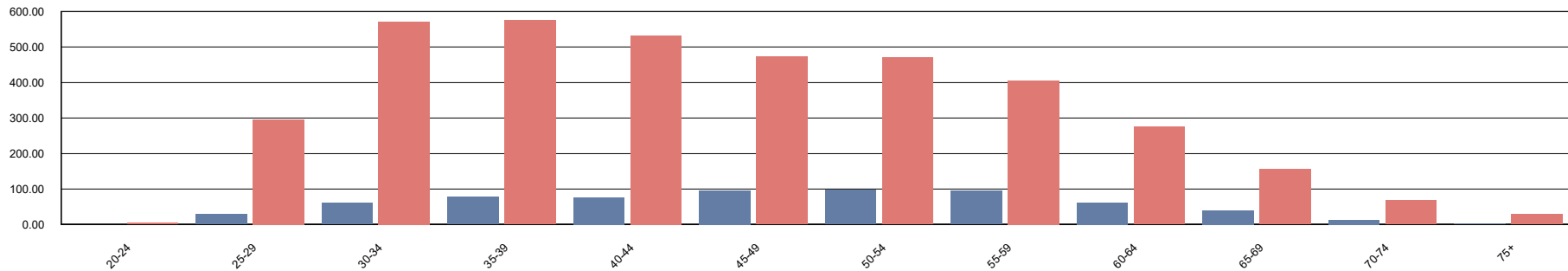
Registrant gender and age for selected profession - Register wide. Calculated Report date

Male
Female

02/09/2019



Volume



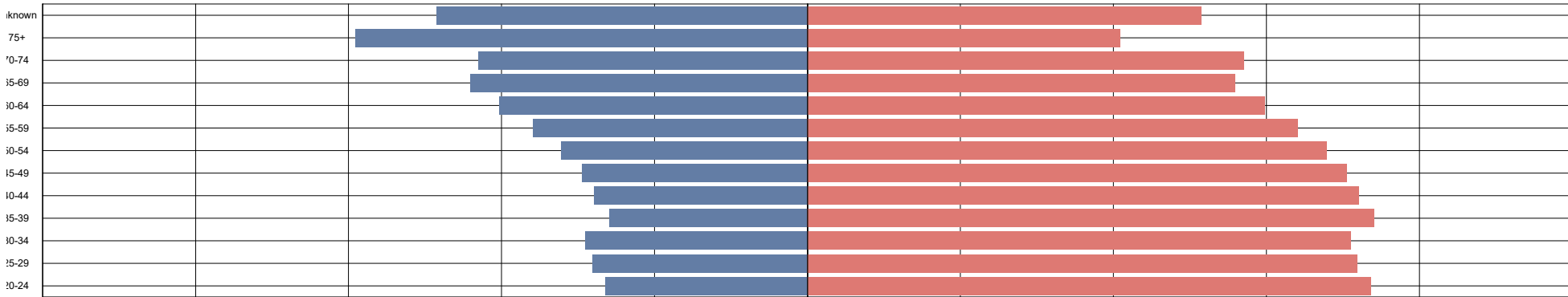
		20-24	25-29	30-34	35-39	40-44	45-49	50-54	55-59	60-64	65-69	70-74	75+	Total
AS	F	5	296	571	575	532	472	470	405	274	155	67	29	3,851
	M	0	28	61	78	77	96	97	95	62	40	13	3	650
	U	0	0	0	0	0	0	0	2	0	0	0	0	2
	Total	5	324	632	653	609	568	567	502	336	195	80	32	4,503
Total		5	324	632	653	609	568	567	502	336	195	80	32	4,503

Registrant gender and age for selected profession - Register wide. Calculated Report date

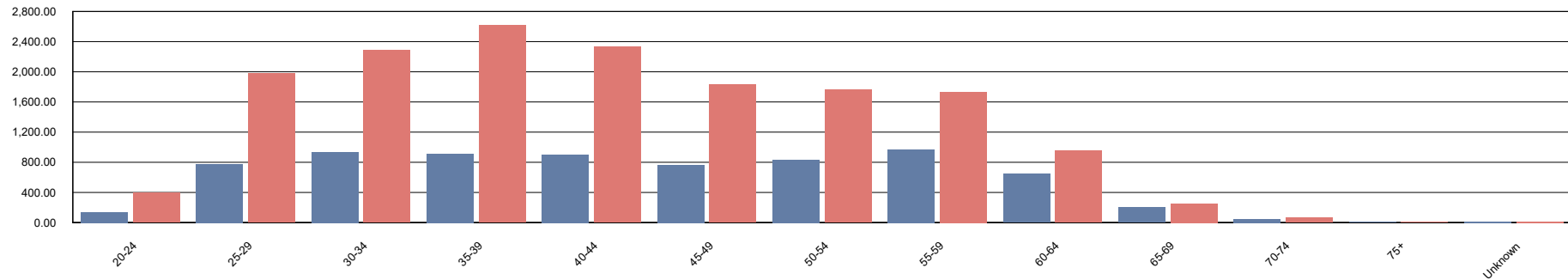
Male

Female

02/09/2019



Volume



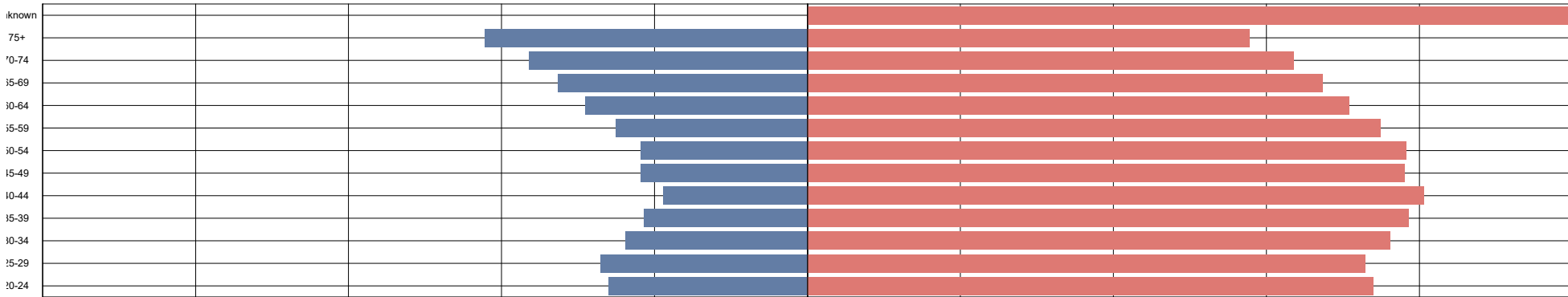
		20-24	25-29	30-34	35-39	40-44	45-49	50-54	55-59	60-64	65-69	70-74	75+	Unknown	Total
BS	F	394	1,981	2,284	2,619	2,330	1,834	1,760	1,736	954	255	65	9	17	16,238
	M	141	774	934	914	902	766	835	971	643	201	49	13	16	7,159
	U	0	0	0	1	2	1	0	0	0	0	0	0	0	4
	Total	535	2,755	3,218	3,534	3,234	2,601	2,595	2,707	1,597	456	114	22	33	23,401
Total		535	2,755	3,218	3,534	3,234	2,601	2,595	2,707	1,597	456	114	22	33	23,401

Registrant gender and age for selected profession - Register wide. Calculated Report date

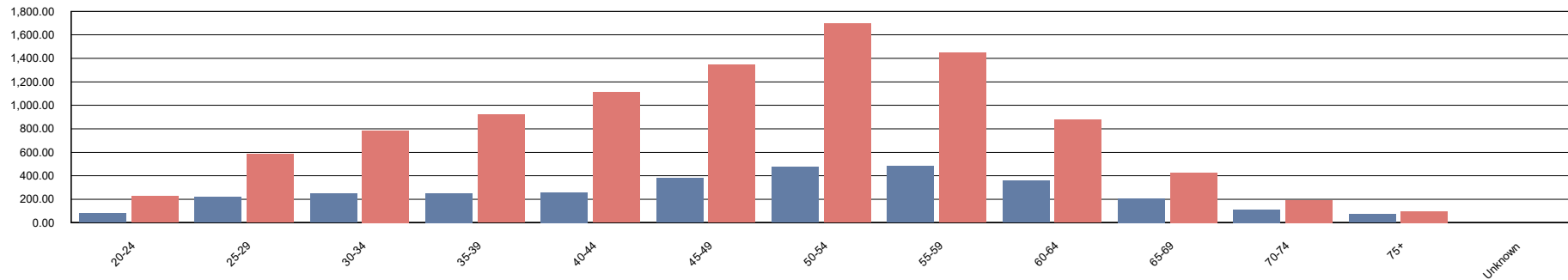
Male

Female

02/09/2019



Volume

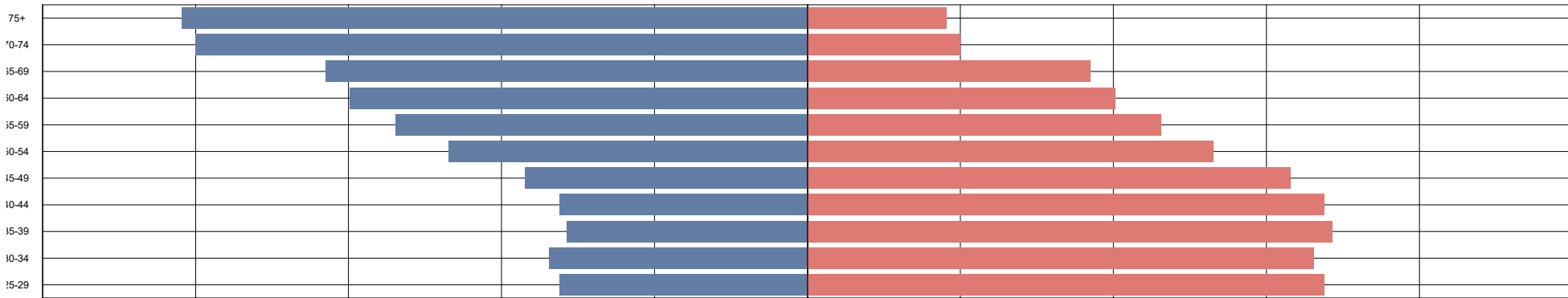


		20-24	25-29	30-34	35-39	40-44	45-49	50-54	55-59	60-64	65-69	70-74	75+	Unknown	Total
CH	F	225	582	786	919	1,110	1,343	1,696	1,447	874	427	192	96	1	9,698
	M	79	216	246	250	259	376	472	483	359	207	110	70	0	3,127
	U	0	0	0	0	8	2	0	1	1	0	0	0	0	12
	Total	304	798	1,032	1,169	1,377	1,721	2,168	1,931	1,234	634	302	166	1	12,837
Total		304	798	1,032	1,169	1,377	1,721	2,168	1,931	1,234	634	302	166	1	12,837

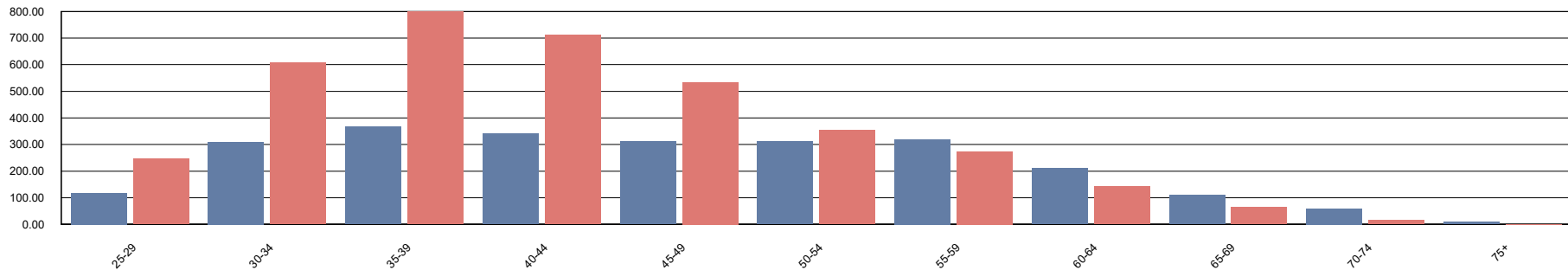
Registrant gender and age for selected profession - Register wide. Calculated Report date

Male
Female

02/09/2019



Volume

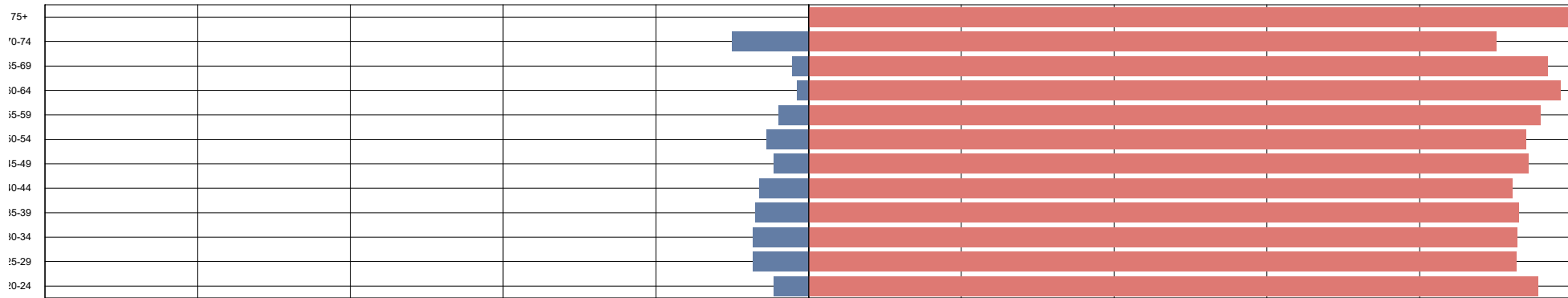


		25-29	30-34	35-39	40-44	45-49	50-54	55-59	60-64	65-69	70-74	75+	Total
CS	F	246	608	799	711	534	353	274	142	64	15	2	3,748
	M	118	310	366	341	312	312	319	211	109	60	9	2,467
	Total	364	918	1,165	1,052	846	665	593	353	173	75	11	6,215
Total		364	918	1,165	1,052	846	665	593	353	173	75	11	6,215

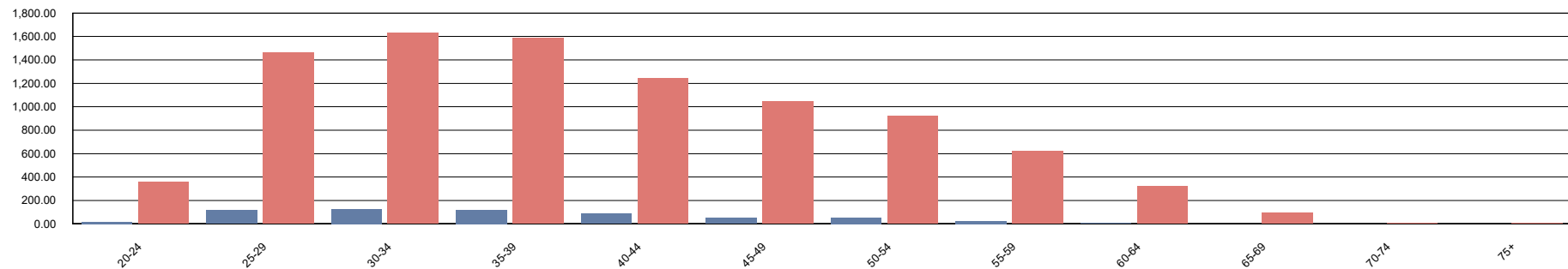
Registrant gender and age for selected profession - Register wide. Calculated Report date

Male
Female

02/09/2019



Volume



		20-24	25-29	30-34	35-39	40-44	45-49	50-54	55-59	60-64	65-69	70-74	75+	Total
DT	F	359	1,464	1,631	1,584	1,244	1,045	922	619	322	91	9	5	9,295
	M	17	116	128	119	87	51	54	25	5	2	1	0	605
	U	0	0	0	0	19	13	5	2	0	1	0	0	40
	Total	376	1,580	1,759	1,703	1,350	1,109	981	646	327	94	10	5	9,940
Total		376	1,580	1,759	1,703	1,350	1,109	981	646	327	94	10	5	9,940

Registrant gender and age for selected profession - Register wide. Calculated Report date

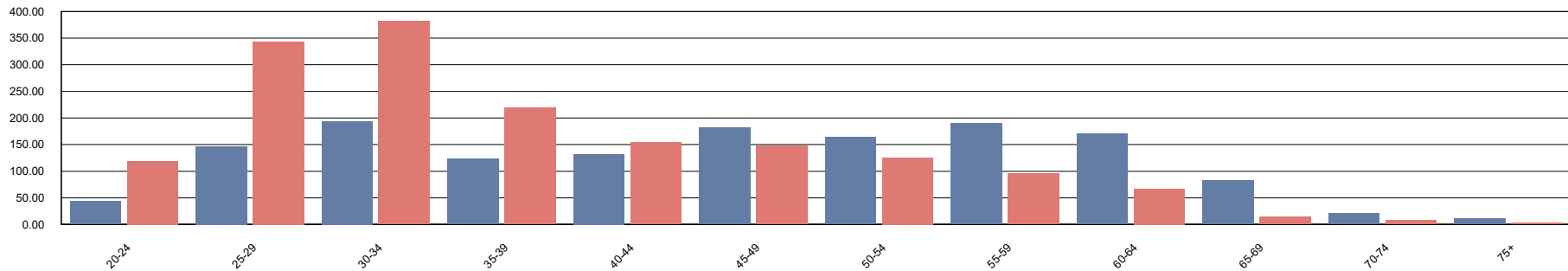
Male

Female

02/09/2019



Volume

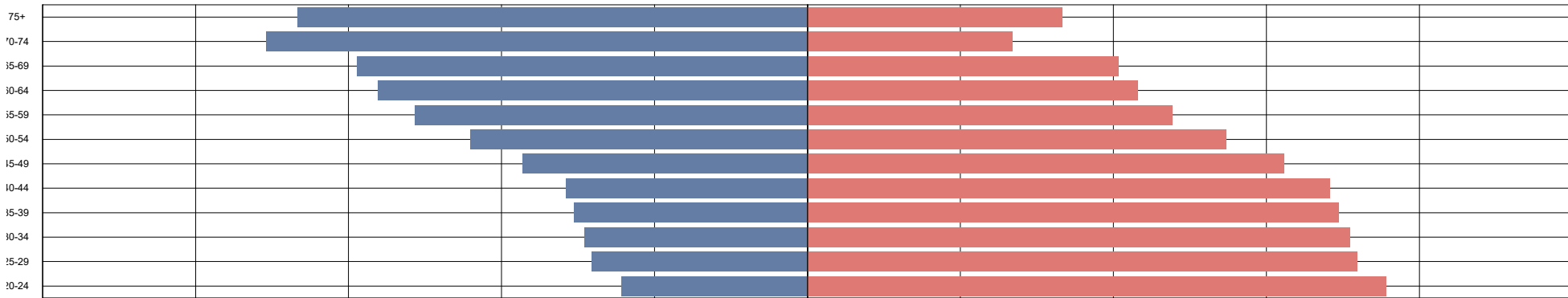


		20-24	25-29	30-34	35-39	40-44	45-49	50-54	55-59	60-64	65-69	70-74	75+	Total
HA D	F	119	344	382	219	154	148	126	95	67	14	8	3	1,679
	M	44	147	194	124	132	182	164	190	170	83	21	11	1,462
	Total	163	491	576	343	286	330	290	285	237	97	29	14	3,141
Total		163	491	576	343	286	330	290	285	237	97	29	14	3,141

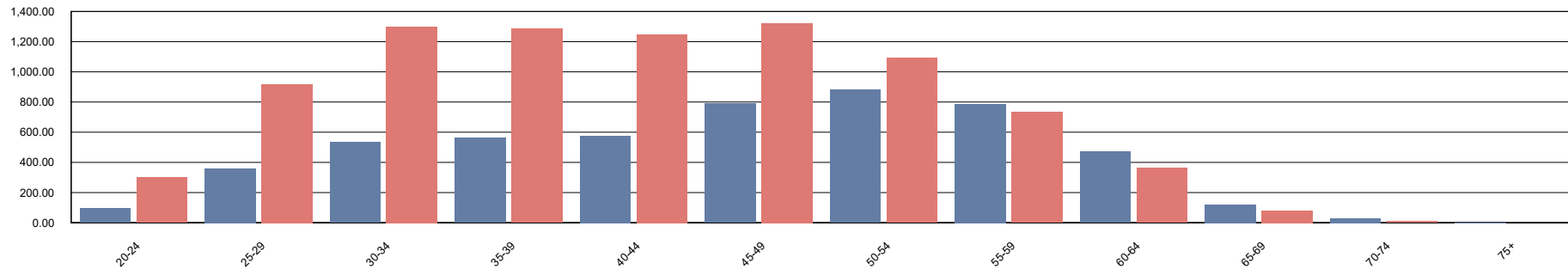
Registrant gender and age for selected profession - Register wide. Calculated Report date

Male
Female

02/09/2019



Volume



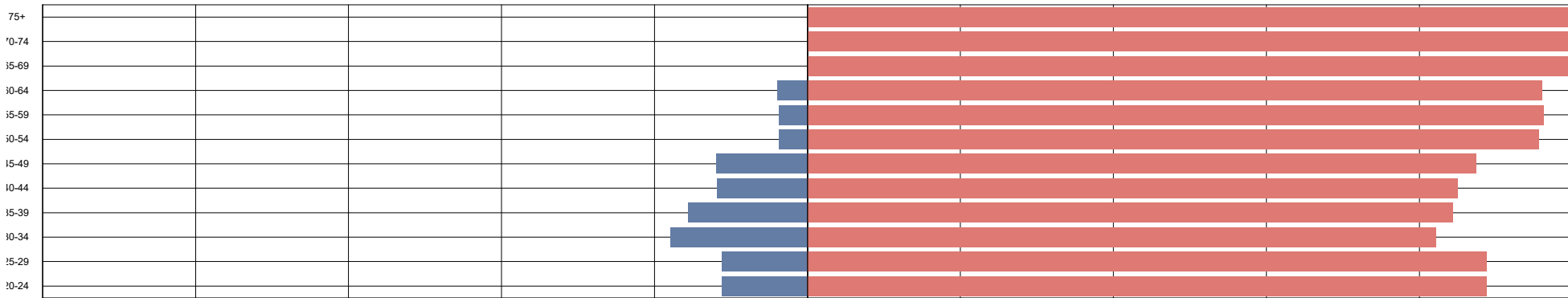
		20-24	25-29	30-34	35-39	40-44	45-49	50-54	55-59	60-64	65-69	70-74	75+	Total
OD P	F	302	919	1,299	1,284	1,248	1,322	1,091	732	362	83	11	1	8,654
	M	97	360	534	563	576	790	880	788	471	120	29	2	5,210
	U	0	0	0	1	2	10	24	15	6	1	1	0	60
	Total	399	1,279	1,833	1,848	1,826	2,122	1,995	1,535	839	204	41	3	13,924
Total		399	1,279	1,833	1,848	1,826	2,122	1,995	1,535	839	204	41	3	13,924

Registrant gender and age for selected profession - Register wide. Calculated Report date

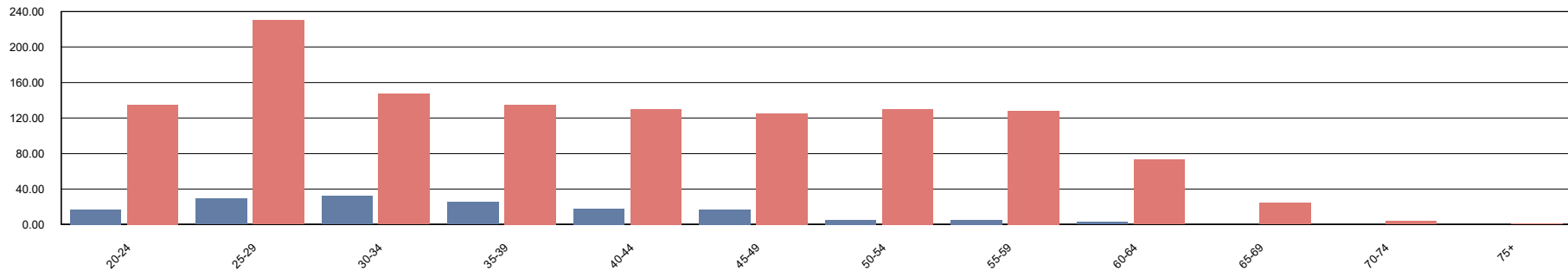
Male

Female

02/09/2019



Volume



		20-24	25-29	30-34	35-39	40-44	45-49	50-54	55-59	60-64	65-69	70-74	75+	Total
OR	F	135	230	147	135	130	125	130	128	73	24	4	1	1,262
	M	17	29	32	25	18	17	5	5	3	0	0	0	151
	U	0	0	0	0	5	1	1	0	0	0	0	0	7
	Total	152	259	179	160	153	143	136	133	76	24	4	1	1,420
Total		152	259	179	160	153	143	136	133	76	24	4	1	1,420

Registrant gender and age for selected profession - Register wide. Calculated Report date

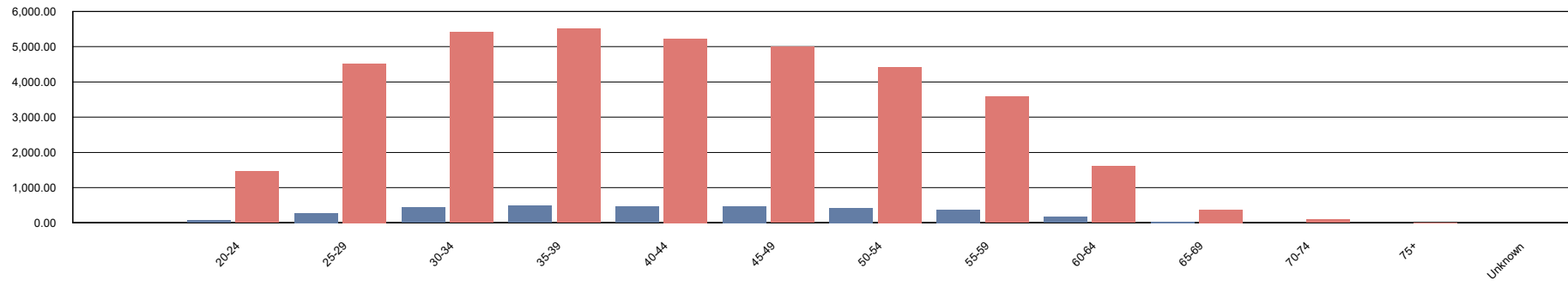
Male

Female

02/09/2019



Volume



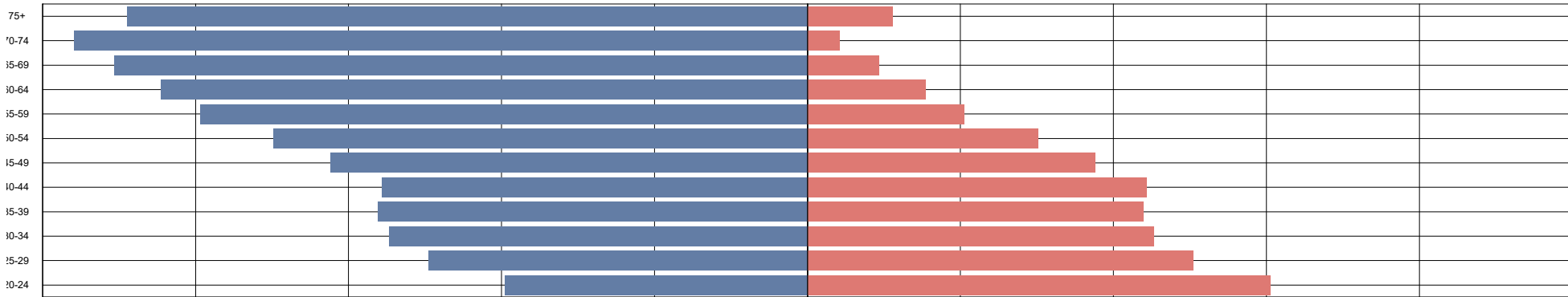
			20-24	25-29	30-34	35-39	40-44	45-49	50-54	55-59	60-64	65-69	70-74	75+	Unknown	Total
OT	F	0	1,463	4,517	5,409	5,511	5,229	4,993	4,419	3,579	1,610	380	98	12	1	37,221
	M	0	65	273	440	480	465	471	422	380	161	38	6	2	0	3,203
	U	0	0	0	0	0	6	1	1	1	1	0	0	0	0	10
	Total	0	1,528	4,790	5,849	5,991	5,700	5,465	4,842	3,960	1,772	418	104	14	1	40,434
Total		0	1,528	4,790	5,849	5,991	5,700	5,465	4,842	3,960	1,772	418	104	14	1	40,434

Registrant gender and age for selected profession - Register wide. Calculated Report date

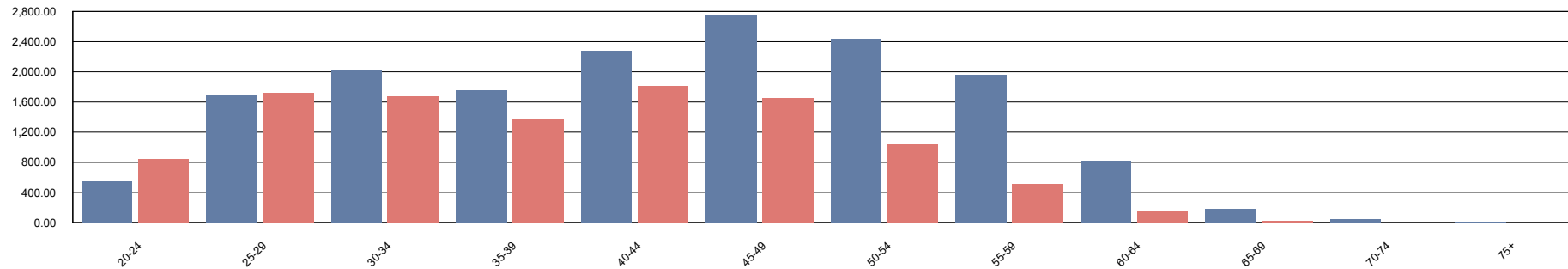
Male

Female

02/09/2019



Volume

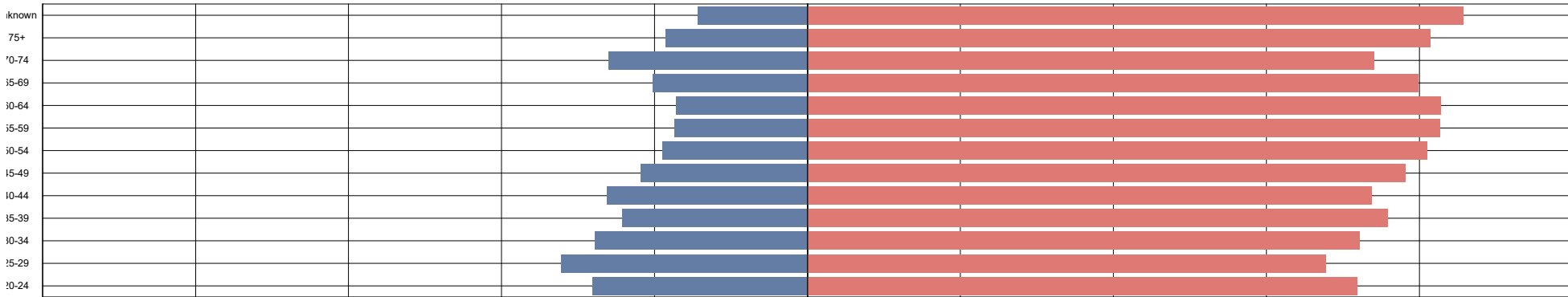


		20-24	25-29	30-34	35-39	40-44	45-49	50-54	55-59	60-64	65-69	70-74	75+	Total
PA	F	838	1,719	1,669	1,372	1,810	1,651	1,053	506	150	19	2	1	10,790
	M	547	1,689	2,017	1,754	2,272	2,740	2,439	1,957	822	184	46	8	16,475
	U	0	0	0	0	0	0	0	1	0	0	0	0	1
	Total	1,385	3,408	3,686	3,126	4,082	4,391	3,492	2,464	972	203	48	9	27,266
Total		1,385	3,408	3,686	3,126	4,082	4,391	3,492	2,464	972	203	48	9	27,266

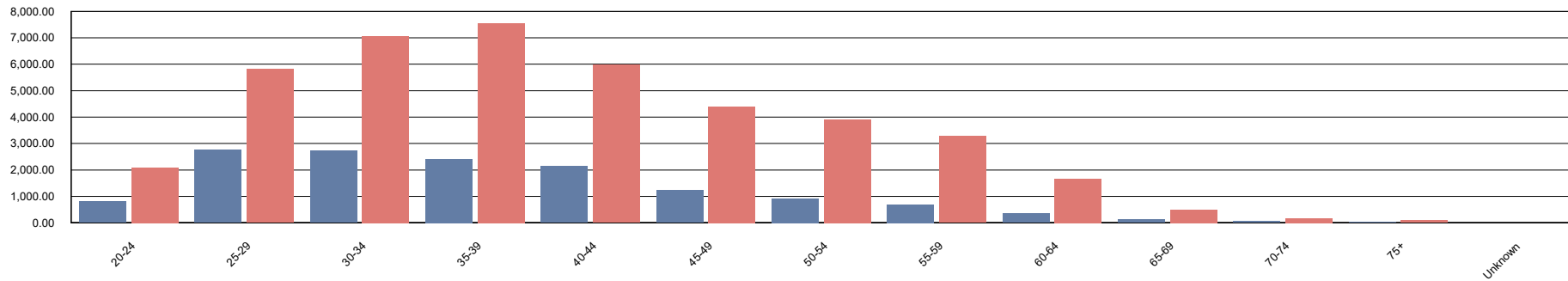
Registrant gender and age for selected profession - Register wide. Calculated Report date

Male
Female

02/09/2019



Volume

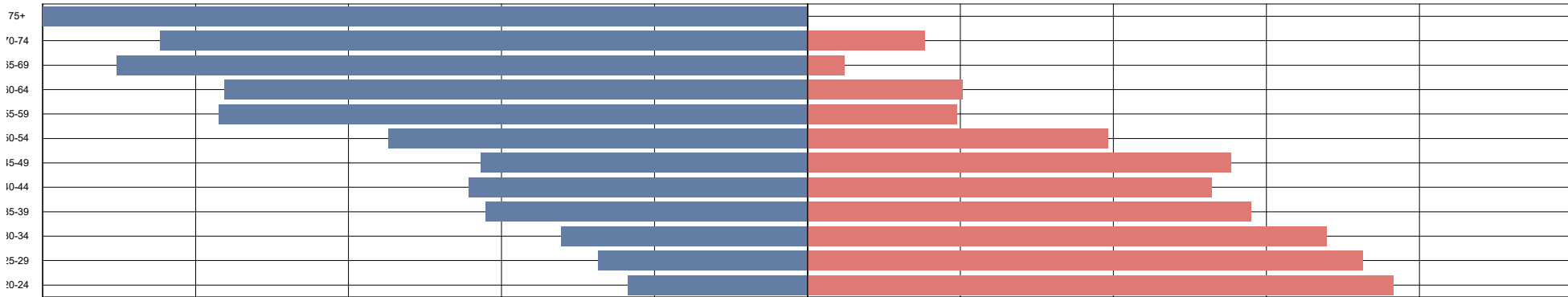


		20-24	25-29	30-34	35-39	40-44	45-49	50-54	55-59	60-64	65-69	70-74	75+	Unknown	Total
PH	F	2,096	5,822	7,063	7,555	5,988	4,392	3,915	3,280	1,665	506	171	101	6	42,560
	M	818	2,764	2,722	2,408	2,129	1,228	917	688	345	128	60	23	1	14,231
	U	0	0	0	0	1	2	0	0	0	0	0	0	0	3
	Total	2,914	8,586	9,785	9,963	8,118	5,622	4,832	3,968	2,010	634	231	124	7	56,794
Total		2,914	8,586	9,785	9,963	8,118	5,622	4,832	3,968	2,010	634	231	124	7	56,794

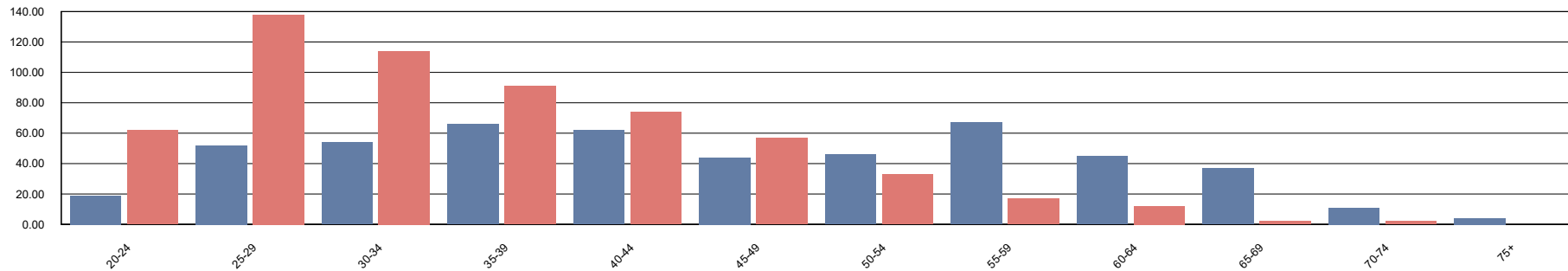
Registrant gender and age for selected profession - Register wide. Calculated Report date

Male
Female

02/09/2019



Volume

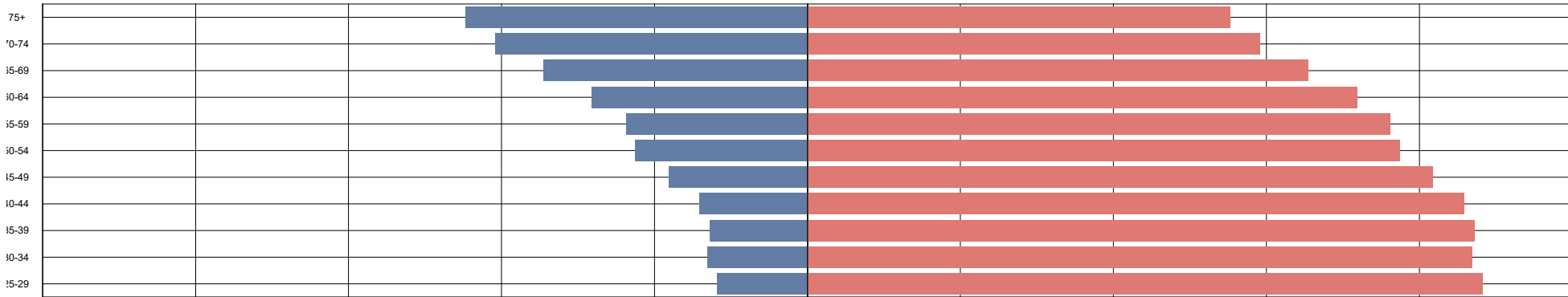


		20-24	25-29	30-34	35-39	40-44	45-49	50-54	55-59	60-64	65-69	70-74	75+	Total
PO	F	62	138	114	91	74	57	33	17	12	2	2	0	602
	M	19	52	54	66	62	44	46	67	45	37	11	4	507
	U	0	0	0	0	4	2	5	3	2	2	0	0	18
	Total	81	190	168	157	140	103	84	87	59	41	13	4	1,127
Total		81	190	168	157	140	103	84	87	59	41	13	4	1,127

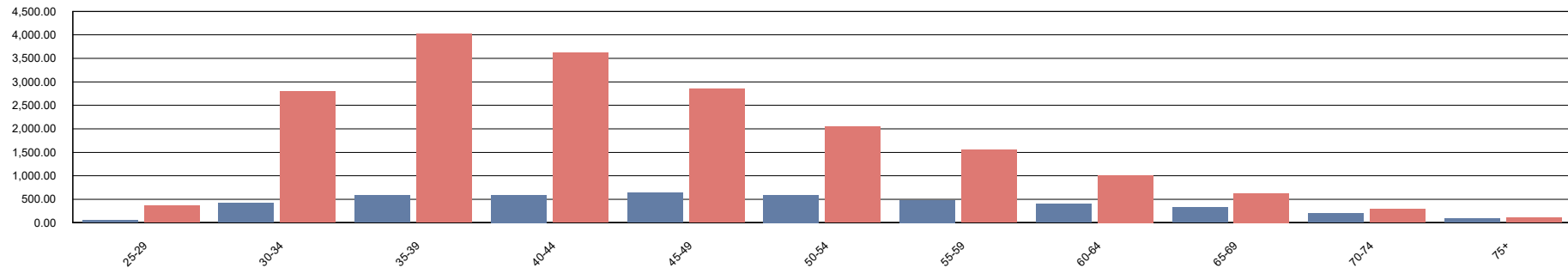
Registrant gender and age for selected profession - Register wide. Calculated Report date

Male
Female

02/09/2019



Volume



		25-29	30-34	35-39	40-44	45-49	50-54	55-59	60-64	65-69	70-74	75+	Total
PY L	F	360	2,799	4,019	3,617	2,852	2,044	1,548	1,013	628	287	105	19,272
	M	48	422	587	594	633	595	482	397	331	198	85	4,372
	U	0	0	1	1	3	0	1	0	0	0	0	6
	Total	408	3,221	4,607	4,212	3,488	2,639	2,031	1,410	959	485	190	23,650
Total		408	3,221	4,607	4,212	3,488	2,639	2,031	1,410	959	485	190	23,650

Registrant gender and age for selected profession - Register wide. Calculated Report date

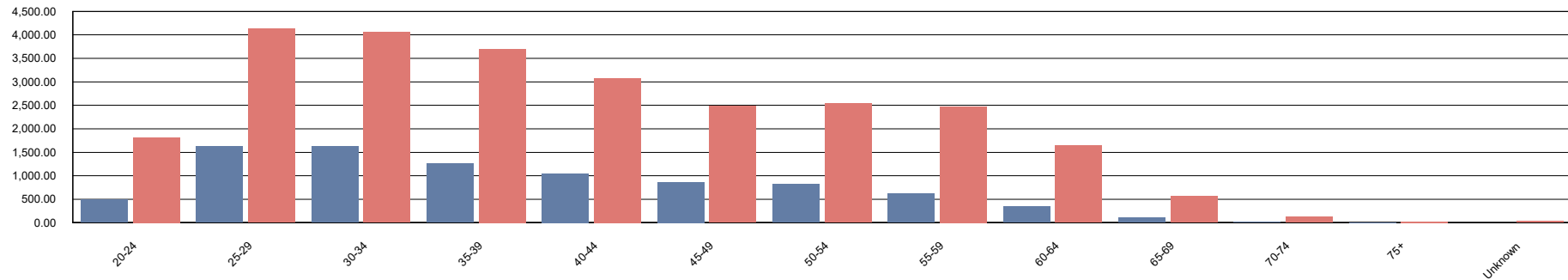
Male

Female

02/09/2019



Volume

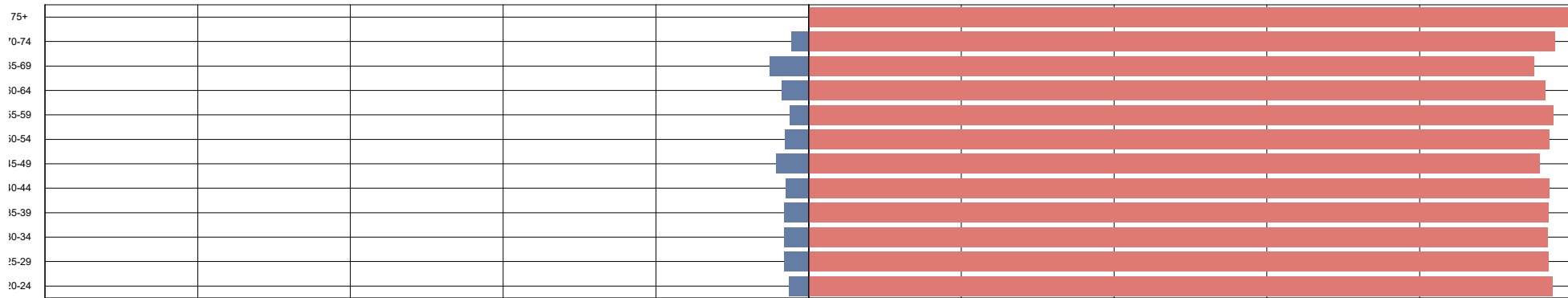


		20-24	25-29	30-34	35-39	40-44	45-49	50-54	55-59	60-64	65-69	70-74	75+	Unknown	Total
RA	F	1,818	4,122	4,053	3,696	3,077	2,484	2,544	2,472	1,643	568	121	26	34	26,658
	M	487	1,626	1,618	1,259	1,048	868	814	622	350	102	19	9	4	8,826
	U	0	1	0	0	3	0	0	0	0	0	0	0	0	4
	Total	2,305	5,749	5,671	4,955	4,128	3,352	3,358	3,094	1,993	670	140	35	38	35,488
Total		2,305	5,749	5,671	4,955	4,128	3,352	3,358	3,094	1,993	670	140	35	38	35,488

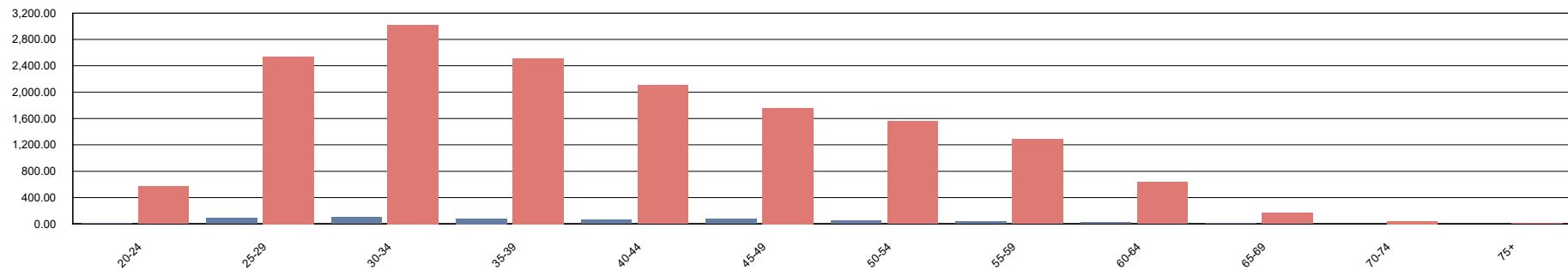
Registrant gender and age for selected profession - Register wide. Calculated Report date

Male
Female

02/09/2019



Volume



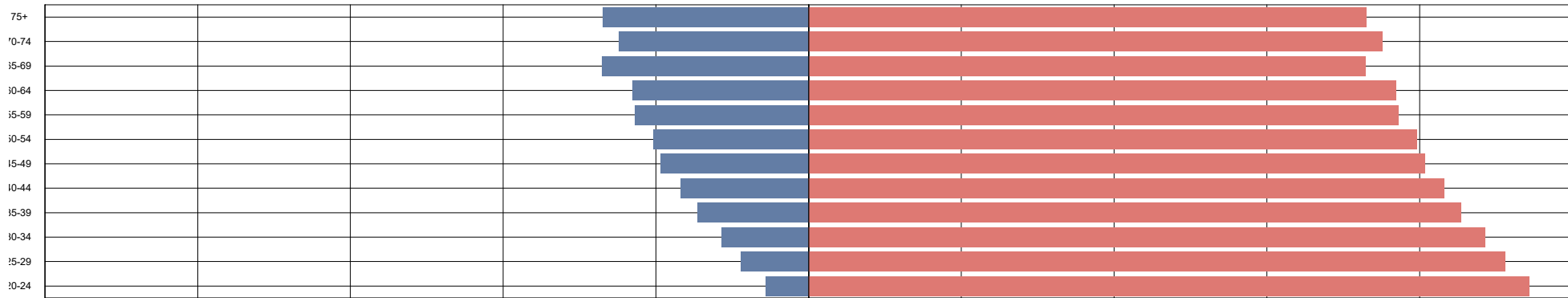
		20-24	25-29	30-34	35-39	40-44	45-49	50-54	55-59	60-64	65-69	70-74	75+	Total
SL	F	565	2,537	3,020	2,512	2,106	1,758	1,556	1,287	634	169	43	14	16,201
	M	15	83	100	82	65	78	49	33	23	9	1	0	538
	Total	580	2,620	3,120	2,594	2,171	1,836	1,605	1,320	657	178	44	14	16,739
Total		580	2,620	3,120	2,594	2,171	1,836	1,605	1,320	657	178	44	14	16,739

Registrant gender and age for selected profession - Register wide. Calculated Report date

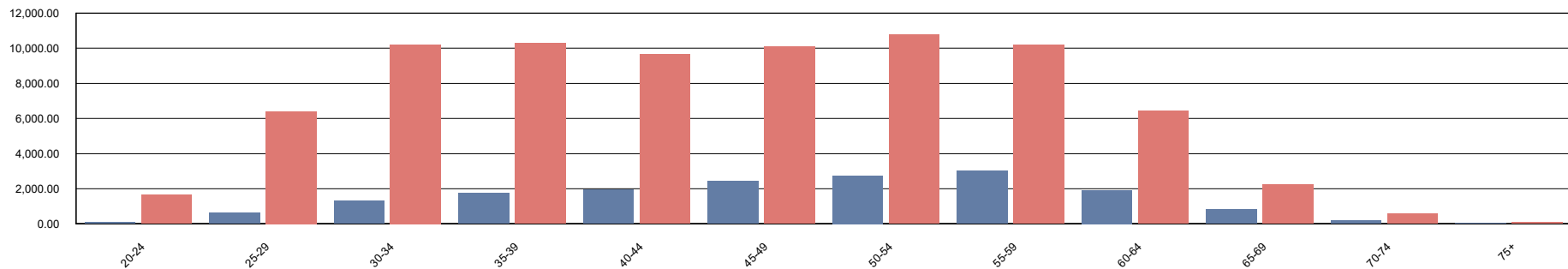
Male

Female

02/09/2019



Volume



		20-24	25-29	30-34	35-39	40-44	45-49	50-54	55-59	60-64	65-69	70-74	75+	Total
SW	F	1,634	6,408	10,207	10,289	9,645	10,091	10,765	10,188	6,422	2,243	571	95	78,558
	M	97	620	1,313	1,758	1,939	2,419	2,755	3,008	1,929	833	189	35	16,895
	U	0	0	0	0	0	1	0	0	0	1	0	0	2
	Total	1,731	7,028	11,520	12,047	11,584	12,511	13,520	13,196	8,351	3,077	760	130	95,455
Total		1,731	7,028	11,520	12,047	11,584	12,511	13,520	13,196	8,351	3,077	760	130	95,455